



# THE OSLER LIBRARY NEWSLETTER

NUMBER 108 • 2007

Osler Library of the History of Medicine, McGill University, Montréal (Québec) Canada

## IN THIS ISSUE

SINCE THIS ISSUE APPEARS near the beginning of the school term, we thought that you might enjoy reading our lead article about how William Osler and his ideals are incorporated into the curriculum of McGill's Faculty of Medicine. Many faculties of medicine are concerned that humanism and the humanities are being lost to today's student. Bearing this in mind, McGill has instituted a number of teaching initiatives, as described by Dr. Donald Boudreau, who is in charge of curriculum development and the physicianship programme. Dr. Boudreau presented these approaches at the annual meeting of the American Osler Society last spring.

Dr. Chuck Roland has written a moving description of his friend, the late Dr. John McGovern, who died last spring. During his lifetime, Dr. McGovern was an outstanding benefactor of the Osler Library, notably contributing generously to the cost of our recent renovation. The McGovern Foundation has kindly agreed to donate \$25,000 to our project to scan material from our collections and to make it available through our web site.

Dr. Richard Golden reports on another find relating to *The Principals and Practice of Medicine* and this being the fall, the issue contains our annual appeal. ❁



## WILLIAM OSLER AND MCGILL: A CONTINUING RESONANCE

The world in which the clinician labours is frequently a chaotic and stressful one – infused with uncertainty, fueled by high expectations and punctuated with situations of high emotional impact. A medical school takes upon itself the goal of equipping its students to not only 'deal' with such situations but hopefully to also 'thrive' in them. The responsibility of the Faculty to nurture personal growth has been referred to as *loco parentis* (in lieu of the parent). McGill University's Faculty of Medicine considers this role to be extremely important. However, this may be more easily said than done.

The strides that pedagogy and cognitive sciences have made in the teaching of knowledge and skills are incontestable. Novel strategies effective in learning the 'what to know' (*le savoir*) and the 'how to do' (*le savoir faire*) of medicine have been well described; many have been introduced in our various health sciences education programs. On the other hand, optimal approaches to transmitting the 'how to be' in medicine (*le savoir être*) remain elusive. Most would agree, however, that access to appropriate role-models is crucial – arguably the most important factor.

by Donald  
Boudreau and  
Abraham Fuks

Physician  
Apprenticeship  
Orientation  
Luncheon,  
August 2005.



... the crux of this presentation will be to focus on William Osler as a role-model for medical students.



Of course, the reader will by now, having extrapolated from the title and preamble, be anticipating that the crux of this presentation will be to focus on William Osler as a role-model for medical students. One need only recall his epitaph, "I taught medical students in the medical wards", to realize the enormous value he accorded to medical education. He was not only dedicated to it; it was a constant source of meaning in his life – a meaning that literally accompanied him to the grave. But before we examine Osler and aspects of his legacy more closely, let us momentarily digress and consider role-modeling as a concept.

What is a role model? The OED defines 'role' as "the part or character which one has to play, undertakes or assumes" and 'role model' as "someone who, in the performance of a role, is taken as a model by others". Dr. Scott Wright, formerly a resident at McGill, helped to define the attributes of excellence in role modelling by interviewing physicians at Johns Hopkins University (Wright, 2002). The conceptual framework he created included personal qualities, such as leadership, as well as specific teaching skills and clinical acumen. More recently, colleagues at Dalhousie University have written a masterly review of various dimensions of role modeling as an educational strategy; they contrast mentors with role models, situate them with respect to apprenticeship and discuss the overlap with ethics and reflective practice (Kenny, 2003). They emphasize the idea that learning is greatly influenced by the quality of relationships and that professional formation is ineluctably rooted in "learning how to be". A word they did not use, one we believe would have been entirely congruent with the thrust of their

paper, is 'phronesis'. We will return to this word later.

We believe that Osler, despite the obvious fact that he is no longer physically present, retains many characteristics of an effective role model. We will outline the myriad ways in which he has a continuing resonance with medical students. We will provide evidence for his symbolic presence and on-going influence through artifacts, rituals and iconic mnemonic devices.

Medical students are introduced to Osler, starting with the day of registration, as soon as they walk to the medical school – the McIntyre Medical Sciences Building being located at the following address: 3655 Promenade Sir William Osler. Before they even enter the building, the link to Osler is reinforced when they come across the memorial plaque erected in his honor, and located near the front door. If, upon reaching for these doors, students were to look up two stories they would, of course, see the stained glass windows in the Osler Library of the History of Medicine.

Formal orientation to the school and the program includes two formal activities that invoke the memory of Osler. Professor Faith Wallis gives, as she has for many years, a light-hearted lecture on the "History of McGill and its Faculty of Medicine". A more accurate title, though, given the early relationship between the Faculty and the Royal Society for the Advancement of Learning, might be, "The History of the Faculty of Medicine and its University". No matter ... there is no ambiguity in the overview she gives of Dr. William Osler's many contributions, as one of the luminaries of the Faculty. At this

same session, Professor Wallis also makes a point of informing the students of the Osler Society, founded in 1921 – McGill's oldest student society. Finally, she invites all students to put the date of the up-coming Osler Banquet in their agendas and suggests that they bring their parents to visit the Osler Library.

Day 1 of classes again calls Osler to mind. On that day, the class is introduced to Physicianship, a new leitmotif for the curriculum, based on the premise that the primary mandate of medicine is to heal and that professionalism is the manner by which the profession organizes itself to deliver services. These two complementary roles are captured in a logo inspired by the window, designed by Percy Nobbs, that adorns the Osler Library. The logo, which is found on student handbooks, the cover of their Physicianship Portfolio, our website and even the template for power point presentations, includes two frames: the rod and serpent (linked to Asclepius and healing) and the 'Heavenly Hand and Book' (the traditional medieval symbol of a university). It also includes the three Greek words: episteme, techne and phronesis. No doubt, Sir William Osler, a bibliophile and great admirer of the ancients, would have approved.



The 'Heavenly Hand and Book' and staff of Asclepius.

The flagship course of the renewed curriculum is the Physician Apprenticeship. Its goals are to support the students in their transition from lay-ship to physicianship and to provide them with a supportive environment in which to reflect on the acculturation that occurs in medical school. The teachers, all clinicians, in this important course are called 'Osler Fellows' in recognition of their influence as transformative agents – as role models. They are offered specific and targeted faculty development, in a community of learners, called the Osler Fellowship. Students are assigned in groups, in a ratio of six students to one Osler Fellow. The phrase, "My Osler Fellow" has now become a regular feature of the student's lexicon at McGill!

The Osler banquet is attended by the majority of the class. Students, faculty members and invited guests alike are able to revel in Osler memorabilia. Three pieces of presentation silver adorn the head table: an elaborate water jug, an 1884 gift to Osler from teachers and colleagues in the Montreal Veterinary College, a cigar box, a gift from Osler to the No. 3 Canadian General Hospital (McGill) in France to commemorate his visit during WW1, and a large horn-handled loving cup presented to Osler in 1900 by the staff of Troy Hospital in New York. The cigar box, filled with chocolate truffles and the port-filled loving cup are passed around, each guest toasting Osler, "protected" by guests to the left and right.


A significant and moving event, the white coat ceremony, to which students invite their families and loved ones, occurs in the middle of second year. The Osler Fellows teaching in the

Med II class also attend. It marks an important transition point, from the curricular component focused on the basic sciences to the stage where the accent will be on clinical care. The white coat symbolizes this change in emphasis, a new venue for learning and a catalyst for personal growth. McGill's ceremony, now in its 7<sup>th</sup> year, is called the "Dr. Joseph Wener - Donning the Healer's Habit" ceremony. Donning the healer's habit is a play on words intended to link symbolically the garment with the goal. Again, the opportunity to create tangible links to medicine's honorable past is not lost; the reader will not be surprised that William Osler provides that bridge. At the ceremony, each student receives two books as a gift and a memento of the ceremony: *A Way of Life and Sir William Osler, 1849-1919: A Selection for Medical Students*. The latter includes the famous essay, "Aequanimitas". The Osler Fellows also receive a gift, a book entitled, *William Osler to Osler Fellows*, a recently published copy of Osler's commencement address to the entering class of 1885 at the University of Pennsylvania.

McGill medical students will, of course, encounter Osler on other occasions during their educational experience. For example, they may take advantage of the peaceful environment of the Osler Library to read and reflect; they may attend a medical grand rounds at the Osler Amphitheatre of the Montréal General Hospital; they will likely participate in the process to nominate and select the annual recipient of the Osler Award – the Faculty's most prestigious award given in recognition of excellence in medical student teaching; or they may be fortunate and be conferred Dean's



*The White Coat Ceremony 2001.*



*Osler's commencement address to the entering class of 1885 at the University of Pennsylvania.*

Honor List designation (for the top 10% of the class in terms of academic performance) at convocation – if so, they will be given a copy of the Michael Bliss' book, *William Osler: A Life in Medicine*, during graduation ceremonies.

Finally, and perhaps more important than the numerous visual reminders of Osler, students in the M.D.,C.M. program are immersed in a rich tradition where there are constant references made to his works and words, particularly his wonderful aphorisms – many as beautiful and pertinent today as when they were written. One of the most powerful ones appears in the 1885 address mentioned earlier: "One element must always be taken into account in prognosis and that is the personal equation of the patient. No two cases of the same disease are ever exactly alike. The constitution of the

*... an important transition point, from the curricular component focused on the basic sciences to the stage where the accent will be on clinical care.*

... a professional education program has been described as consisting of formal, informal and hidden curricula.



Osler Fellowship Workshop, Sept. 05.

person, his individuality, stamps each case with certain peculiarities". This quote features prominently in the document, "Basic Concepts of the McGill Clinical Method" which is distributed in first year.

Phronesis, one of the key concepts of the physicianship curriculum, is generally translated as "practical wisdom" or "wisdom in action". It has been described as follows: "Phronesis is demonstrated by the practitioner who creatively combines knowledge of universals with experience-based rules of thumb to help the right person, to the right extent, at the right time, with the right aim, and in the right way." (Schei, 2006) We are of the opinion that this describes Sir William Osler to the letter.

The academic landscape of a professional education program has been described as consisting of formal, informal and hidden curricula. (Hafferty, 1994) It has further been suggested that the hidden curriculum (sometimes referred to as the 'moral ecology' of an institution) has enormous impact and may be a determining factor in the quality and nature of the physicians produced. In this brief essay, we have demonstrated the presence of Sir William Osler in the formal and informal curricula. We have also attempted to suggest that, given his influence on the ethos of this academic community, Osler continues to inform the hidden

curriculum. Clearly, the physical presence, especially the Osler Library, is important. But more significant is the power of Osler – the polymath, the 'doctor's doctor', the 'complete physician' – to continue to inspire and to be a role-model, a century removed.



#### References

- Wright S., Carrese J. Excellence in role modeling: insight and perspectives from the pros. *Can Med Assoc J.* 2002; 167:638-42.
- Kenny N., Mann K., MacLeod H. Role modeling in physicians' professional formation: Reconsidering an essential but untapped educational strategy. *Acad Med.* 2003;7 8:1203-10.
- Schei E. Doctoring as Leadership. *Perspec Biol Med* 2006; 49:393-406.
- Hafferty F., Franks R. The hidden curriculum, ethics teaching, and the structure of medical education. *Acad Med.* 1994; 69:861-870.

---

## WILLIAM OSLER'S TEXTBOOK: THE AUSTRALIAN EDITION

by Richard L. Golden  
and Milton Roxanas

With the advent of the eighth edition of Sir William Osler's magnum opus, *The Principles and Practice of Medicine* (1912), Appleton assigned the British publication rights to Butterworth & Company (London). (Osler was assisted by Thomas McCrae in this edition.) Using American sheets, with a cancel title and appropriate bindings, Butterworth (London) published a British eighth edition with printings in

1916, 1917, and a recently recognized 1918 issue (the latter, surprisingly, with "Appleton" rather than the usual "Butterworth" on the spine.)<sup>1</sup> Butterworth established divisions throughout the empire: India (1910), Australia (1911), Canada (1912), New Zealand (1914), and South Africa (1934).<sup>2</sup> Butterworth (India), published an Indian eighth edition in Calcutta with 1912 and 1917 printings, again using American sheets and cancel titles.<sup>1</sup> Recently a 1913 Butterworth (Australia) eighth edition has come to light in Western Australia.

A prescient Osler had written to Appleton in 1898 concerning the possibility of sales in India and Australia. In a surviving rough draft he asks:

Dear Sirs: I would like an arrangement made with publishing houses in India and Australia to issue special editions of my text-book in those countries. In both places the sale would justify it. Does the arrangement with Pentland† ... not exclude the right to sell in India and the colonies? I could even add if necessary a short supplement to the special edition dealing more fully with certain affections peculiar to those countries. I have so many friends in both places, many of them men in official & teaching positions that the book would be adopted in the schools \_ as indeed it has been at Sydney. I could give you the names of the good houses in India & Australia & help you make any arrangements.<sup>3</sup>

†Young J. Pentland held the British publishing rights for the first three editions of *The Principles and Practice of Medicine*.

At the time of Osler's letter Australia had a population of over 3.5 million (1896)<sup>4</sup> and medical schools had been founded at three universities, which, if historical precedence is to be considered, must be viewed in terms of creation of a Faculty (non-teaching), the granting of degrees, and establishment of a medical school. A Faculty of Medicine at Sydney was created in 1856, the first MB by examination conferred in 1866, and the Medical School opened in 1883 (at which time the population of Sydney was approximately 270,000.) At Melbourne the Faculty was established in 1861, MBs awarded by examination in 1862, and the Medical School inaugurated in the same year. The Faculty of Medicine and the Medical School at Adelaide followed in 1885. To add to the confusion, the giving of *ad eundem gradum* medical degrees (the granting of an academic degree for work done at another institution) first took place at Melbourne in 1856 (before the creation of its Faculty) and at Sydney in 1881.<sup>5,6,7</sup>

In 1886 it was estimated that fourteen per cent of Australian "doctors" were unregistered. By the turn of the century the two older schools had graduated 650 doctors, and an additional 500 students were enrolled. In addition, many Australians sought their degrees and qualifications abroad, resulting in 758 Australian students acquiring all or part of their medical education in the prestigious and popular Scottish universities in the last half of the nineteenth century.<sup>7</sup> These numbers, as well as the adoption of his textbook at the University of Sydney, would appear to confirm Osler's 1898 judgment of the suitability

of the Australian market for *The Principles and Practice of Medicine*.

There is no evidence of an Appleton reply to Osler's proposal and the matter lay fallow until Butterworth's Indian edition in 1912. Butterworth (Australia) incorporated in 1910, and the Sydney office, "a dingy little shop" at 76 Elizabeth Street (later the site of the University Law School and barrister's chambers), was established in 1911.<sup>2</sup> In 1913, Butterworth (Australia) published the eighth edition of *The Principles and Practice of Medicine*, from the Sydney office. The population of Australia had dramatically increased to over 4.8 million<sup>4</sup> and there were 486 medical students enrolled at the University of Sydney,<sup>8</sup> 402 at Melbourne (1914),<sup>9,10</sup> and 69 at Adelaide.<sup>11</sup> Butterworth's venture into publishing Osler's textbook was justified by the increasing number of Australians pursuing medical studies in that era and the strong British influence that continued in the post-colonial era. The cumulative enrollment of medical students at the University of Sydney was 6,222 from 1909-1920;<sup>8</sup> 2,262 at the University of Melbourne from 1914-1918;<sup>9</sup> and 875 at the University of Adelaide from 1910-1920.<sup>11</sup> (Melbourne granted 607 medical degrees between 1910 and 1920.<sup>9</sup>) Loxton's Australian medical directory lists 2,599 doctors in the country in 1911, and 3,106 by 1915.<sup>12,13</sup>

Examination of this newly found eighth edition indicates the use of American sheets as documented by "Printed in the United States of America" on the verso of the title page. The cancel title shows the imprint "Sydney/Butterworth & Co. (Australia), Ltd./76, Elizabeth Street" in the position of primacy at the bottom

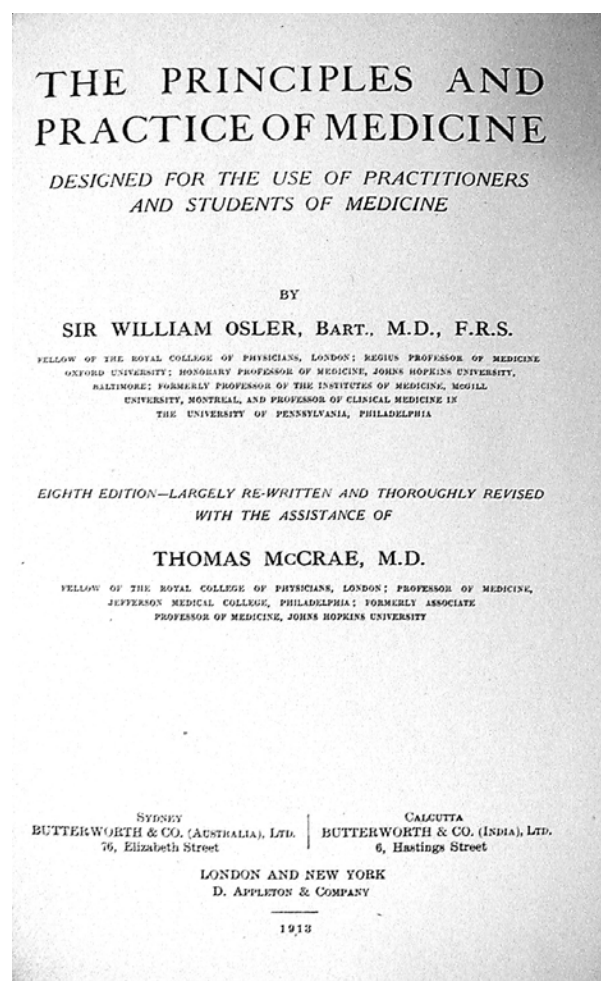


Figure 1. Title page, *The Principles and Practice of Medicine*, 8<sup>th</sup> edition/Sydney/Butterworth & Co. (Australia), Ltd./76 Elizabeth St./London and New York, D. Appleton & Company, 1913.

of the page (Figure 1), clearly different from the London and Calcutta Butterworth Osler publications, indicating its intention for the Australian market. Beneath is found: "London and New York/D. Appleton & Company/1913." The 1913 date is also new to the known composite Butterworth eighth edition publications, representing the fifth to be found (1912, 1913, 1916, 1917, 1918) of the nine printing dates (1912-1920) of the Appleton (New York) eighth edition.<sup>1</sup> On the spine, in the usual red cloth, is found: "The Principles and

Butterworth's venture... was justified by the increasing number of Australians pursuing medical studies...

Osler's influence was strongly felt ... particularly through the use of his Textbook.




Figure 2. The Osler gavel of the Royal Australasian College of Physicians, Sydney.

Practice of Medicine/Osler/Eighth Edition/Butterworth". With the apparent exception of this work the Australian division of Butterworth has been devoted to the publication of law, accounting and business books (including a medical directory).<sup>13,14</sup>

Osler's influence was strongly felt in Australia, as in the rest of the English speaking world, particularly through the use of his Textbook and the ultimate appearance of an Australian edition. Although time has mitigated Osler's sway, he continues as a role model and an icon of all that is best in medicine. In the Royal Australasian College of Physicians in Sydney can be found "the Osler gavel" made from timber saved from the fire that destroyed his birthplace at Bond Head, Ontario.<sup>15</sup> (Figure 2)

It is possible that other Butterworth (Australia) printings of the eighth edition may ultimately come to light. ❁

#### References

1. Golden, R. L. *A History of William Osler's The Principles and Practice of Medicine*. Montreal: Osler Library, McGill University; 2004: 163-170, 223, 227-228.
2. Kay Jones, H. *Butterworths: History of a Publishing House*. London: Butterworth; 1980: 51-77.
3. William Osler to D. Appleton and Co., February 18, 1898. Osler Library Acc. 326/18.3, Box 11.
4. (PopulstatWebsite: Jan Lahmeyer, Population Statistics, Australia, Central Library University of Utrecht, Netherlands).
5. Young, J. A., Sefton, A. J., Webb, N., eds. *Centenary Book of the University of Sydney Faculty of Medicine*. Sydney: Sydney University Press; 1984: 1-17, 24.
6. Terry, V. History of the medical faculty. The University of Sydney website: [www.medfac.usyd.au/about/history/index.php](http://www.medfac.usyd.au/about/history/index.php).
7. Nutton, V., Porter, R. *The History of Medical Education in Britain*. Amsterdam and Atlanta, GA.: Rodopi; 1995: 51-75.
8. Personal communication, Nyree Morrison, Reference Archivist, University of Sydney, August 18, 2006.

9. Personal communication, Jason Benjamin, Coordinator, University of Melbourne, Archives, September 4, 2006.
10. Russell, K. F. *The Melbourne Medical School 1862-1962*. Carleton, Australia: Melbourne University Press; 1977: 38.
11. Personal communication, Helen Bruce, Reference Archivist, University of Adelaide, August 29, 2006.
12. Loxton, F. W., ed. *Loxton's Medical Directory of Australian, Tasmania, New Zealand, Pacific Islands, Malay States, China, Japan, Hong Kong, etc.* Sydney, Australia: F. W. Loxton, Medical Agent; 1910.
13. *The Medical Directory of Australia, New Zealand, Etc.* Sydney: Butterworth and Co. (Australia) Ltd.; 1915.
14. Kay Jones, H. *Butterworths: History of a Publishing House*. London: Butterworth; 1980: 52-56, 171-178.
15. The wood for the gavel, made by Mr. Tom Jamisson, was supplied by Sir William Osler's nephew, Dr. Norman Gwyn. It was presented to the College by an eminent Canadian Oslerian, Dr. William Gibson, in March 1950. (From the placard at the Royal Australasian College of Physicians, Sydney.) A similar gavel is used by the Toronto Medical History Club according to Dr. Arthur Gryfe (cited by Clyde Partin in: A compendium of the world's Oslerian society presentations with rare annotations and a brief history of the various Oslerian clubs. American Osler Society website: [www.americanosler.org](http://www.americanosler.org).)

#### Acknowledgments

The authors gratefully acknowledge the gracious help of Alyson Dalby, Librarian, Section of the History of Medicine, Royal Australasian College of Physicians; Nyree Johnson, Reference Archivist, University of Sydney; Helen Bruce, Reference Archivist, University of Adelaide; and Jason Benjamin, Coordinator, University of Melbourne Archives.

---

JOHN PHILLIP  
MCGOVERN  
2 JUNE 1921  
– 31 MAY 2007

by Charles G. Roland

John ("Jack") McGovern, a founder and constant benevolent friend to the American Osler Society, and a generous supporter of a wide variety of medical-historical, educational, and scientific institutions, including the Osler Library at McGill, has died in Galveston at the age of 85. Jack was born in Walter Reed Hospital in 1921, the child of Dr. Francis X. McGovern, a general surgeon, and his wife. He was educated in schools in the Washington, DC, area, before entering Duke University School of Medicine. There he had his historical epiphany, coming under the wing of his dean, Dr. Wilburt C. Davison, and through him a shared hero, Sir William Osler. While a Rhodes Scholar at Oxford, Davison had come to know and admire Osler, who became his lifetime hero.

McGovern also served his scientific apprenticeship at Duke. With characteristic energy, he designed a student project investigating immunization against whooping cough. He found that it was safe to vaccinate against the disease four months earlier than the then-accepted commencement at six months of age. Since whooping cough killed large numbers of babies younger than six months, this research had genuine clinical impact – and set Jack on a road to significant investigations of a

variety of medical topics, especially those related to allergy.

He graduated from Duke in 1945, interned at Yale, and then became Capt. J. P. McGovern, Army Medical Corps, 1946-1948. During this last assignment, Jack, already training as a pediatrician, was given charge of a paraplegic service – cynically, what one expects of armed services everywhere – while stationed at McGuire Hospital in Richmond, Virginia.

On discharge, Jack returned to Duke for two years as an assistant pediatric resident. One of his colleagues there has described him as weighing "at least 120 pounds, always carrying reference books, and was always one step ahead of the pack of residents and interns and one step behind Dean Davison."<sup>1</sup> From Duke he went on to serve as Chief Resident, Children's Hospital of the District of Columbia, 1950-1951. During this period he received the John and Mary R. Markle Scholarship.

For five years after completing his residency, Jack practiced pediatrics full time, connected first with the George Washington Medical School, then with Tulane Medical School. Often, he eased trepidation among his patients with disarming feats of magic and sleight of hand. He was a skilled and inspiring bedside practitioner – emulating both Osler and Davison. Early in this period, Jack became deeply interested in sarcoidosis. In 1956 he published a review of the disease that remains a major reference for knowledge of that disease.<sup>2</sup>

In 1956, Jack made his last professional move, geographically. He began practice in Houston, Texas, specializing in



John ("Jack") McGovern

allergic disorders, particularly those affecting children. Soon, the McGovern Allergy Clinic was instituted, a Clinic still functioning vigorously in his chosen city, purportedly the largest private allergy clinic in the world. Valuable clinically, it became renowned also as a site for postgraduate training in the field.

But in addition to clinical work, Jack nurtured his interest in Sir William Osler in particular, and medical history in general. A substantial portion of his published work relates to this avocation. His crucial role in founding the American Osler Society is well known.<sup>3</sup> Even though his health did not permit Jack's active participation in recent AOS meetings, his initial impact continues to resonate to our benefit thanks to generous financial grants made through the charitable John P. McGovern Foundation. (He is also President of the McGovern Fund for the Behavioral Sciences.)

*... his initial impact continues to resonate to our benefit thanks to generous financial grants made through the charitable John P. McGovern Foundation.*

Our interests overlapped in many areas of medical history – particularly in matters relating to Sir William Osler.



This generosity has been extended broadly, in support both of clinical and of historical causes. Eponymous chairs and awards abound, offering concrete indication of financial support. To mention just two especially important areas of support in recent years, it was the McGovern Foundation money that made it possible for Green College, Oxford, to purchase the old Osler home at 13 Norham Gardens, and that substantially underwrote the major renovations to modernize the Osler Library at McGill University. Nor are all benefactions made publicly; anonymous assistance has been very much a fact providing invaluable aid to many. In 2001, the John P. McGovern Academy of Oslerian Medicine was established at UTMB, Galveston. In an inspired, subtle tribute to Sir William, the Academy presents an annual award to a gifted house officer: the Thayer Award, named for W.S. Thayer, Osler's chief resident at Johns Hopkins. Jack's influence is evident.

His bibliography includes more than 220 articles or chapters and 22 books, of which he is variously author, co-author, or editor. He has been honored with an impressive array of awards, medals, honorary degrees, and named lectureships, scholarships, and honoray memberships. He was a member of both Phi Beta Kappa and Alpha Omega Alpha. In 1973-1974 he chaired the Board of Regents of the National Library of Medicine.

I met Jack in Houston in 1967, thanks to a suggestion of my editor-in-chief at *JAMA*. Our interests overlapped in many areas of medical history – particularly in matters relating to Sir William Osler. His enthusiasm and bottomless drive

proved infectious. Among his friends and colleagues, Jack's energy was legendary. In the late 1960s, he spent a weekend in my home in Wilmette, Illinois. When Monday came, exhausted, I realized we had wrapped up all the necessary planning for a substantial project – the fruit of which was a book that appeared two years later.<sup>4</sup>

We collaborated on many projects, always an invigorating and happy experience. We edited a number of books. One of the most important tasks was the founding of the American Osler Society, though in this case he was certainly the leader. I shall miss our exchange of ideas, the hour-long telephone conversations, and the good company.

Jack is survived by his wife, Kathy (nee Kathrine Dunbar Galbreath). ☀

#### References

1. James A. Caddy, in: *Appreciations, Reminiscences, and Tributes Honoring John P. McGovern* (Houston: Health Sciences Institute, 1980), p. 72. This volume, created in the Irish sense of celebrating the life before the wake, has happily done so by a quarter of a century and more.
2. Edwin L. Kendig, Jr., in: *Appreciations, Reminiscences, and Tributes Honoring John P. McGovern* (Houston: Health Sciences Institute, 1980), p. 67.
3. Charles G. Roland, "The formative years of the American Osler Society," *The Osler Library Newsletter* No. 93, pp. 1-5, 2000; reprinted in the *The Osleriana*, American Osler Society newsletter, 1 (3&4), 5-7, 2000.
4. John P. McGovern and Charles G. Roland, (editors), *William Osler: The Continuing Education* (Springfield, Charles C. Thomas, 1969).

---

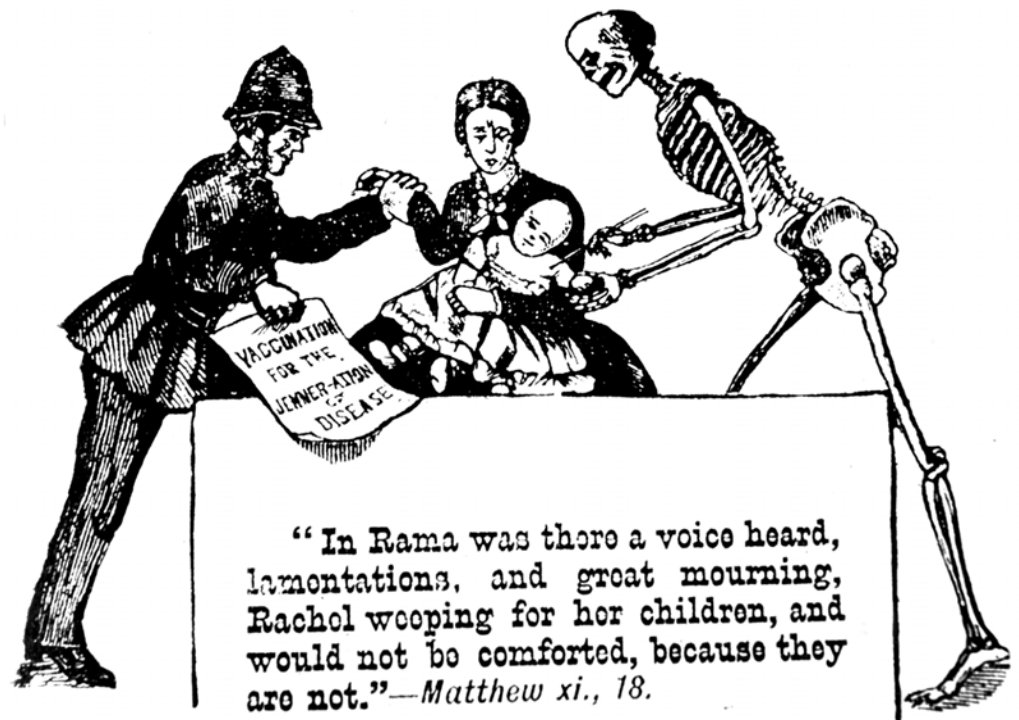
## ANNUAL APPEAL TO THE FRIENDS 2007

Last spring, as you doubtlessly gathered from our last Newsletter, Montreal hosted several key societies dedicated to the history of medicine. Planning for visits and for participation in the sessions involved a great deal of work on our part, but in return, we enjoyed ourselves immensely. Researchers and visitors, many of whom have wanted for years to see the Library, were thrilled at what they found, because of the attractiveness of the surroundings and the comprehensiveness of the collections. It was also rewarding to have the opportunity to attend sessions and to hear what has been done with some of the research material that comes from our books and archives. Predicting what may be useful to researchers fifty or one hundred years from now is treacherous and complicated by the problems of the fragility of today's electronic environment. In the meantime, thanks to your support, the Osler Library is able to look back at the history of medicine and to look forward as we too, incorporate digital resources into our work. A big boost in this area has been provided by the John P. McGovern Foundation, which has just given us a gift of \$25,000 to begin work digitizing the photographs found in the Cushing Fonds. Harvey Cushing assembled these photos while writing his biography of Osler. They have proved to be a goldmine to scholars ever since. By producing an electronic copy of



these photos, we hope to make them more accessible to the public, as many of these images are unknown to all but few. In addition, scanning will help to preserve the originals as there will be a digital copy in addition to the print one. We are truly delighted with this support and will be reporting about our progress in subsequent issues.

In the meantime, since our last appeal, through purchase and donation we have added 97 rare books to our shelves. The very rare if not unique French translation of Galen's *Therapeutics*... received its own article in our last issue, and while not all of our additions are so spectacular, they are all important and all acquired through your support. For example, *Brevis delineation impotentiae conjugalis*... Jena, 1674, is an early publication about sexual disorders that we recently purchased, by Johann Georg Simon (c. 1636-1696). A visit to the annual Montreal Antiquarian Book Fair last fall resulted in our purchasing a boxed set of Harvey Cushing's *The Life of Sir William Osler*, an extremely rare 4<sup>th</sup> impression of the 1925 edition, with the original box, green cloth binding and dust jackets. At the same fair we purchased a work belonging to Dr. John Louis Hubert Neilson, a veteran of the Fenian Raids, the Red River Expedition, and Wolseley's Sudan Expedition of 1884. Dr. Neilson became the first Director General of Medical Services to the Canadian Militia, later to become the Canadian Army Medical Corps. The work in question was his copy of *The Report of the Operations of the British National Society for Aid to the Sick and Wounded in War during the Franco-German War, 1870-1871*.... London, 1871. The intent of the Society was to provide relief to combatants on both sides of the



**COMPULSORY VACCINATION OF INFANTS.**

From Alexander Milton Ross' *Small-Pox and Vaccination*, 1888.

conflict. In 1905 the organization was re-structured to form the British Red Cross Society. Not only is this volume a welcome addition to our collections, it is also a significant association copy.

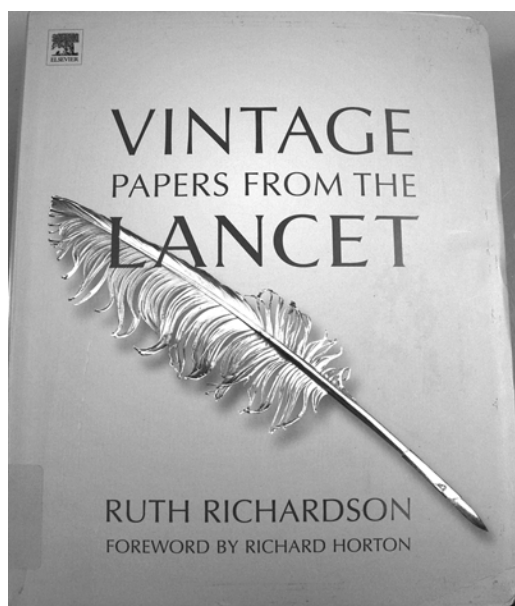
Lurking at a dealer's table at the book display held in conjunction with the annual meeting of the American Association of the History of Medicine was a very rare Toronto publication of Alexander Milton Ross' *Small-Pox and Vaccination*, 1888. Ross (1832-1897) can best be described as a polemicist who travelled to the United States, espoused the abolition of slavery, promoted hydrotherapy was an early Canadian naturalist and detested vaccination. He stated, "...that vaccination is an unmitigated curse, and the most destructive

medical delusion which has ever afflicted the human race." It reminds us of the kinds of discouraging debates on public health issues that Osler and others faced throughout their careers. It reminds us too, that medicine can look back on its history with a real sense of achievement.

When originals or facsimiles are not available, we search for other media. Thus, we have purchased a microfilm that brings us records of over 300 years of women's participation in medicine in the form of remedy books from 1533-1865 found in the Wellcome Library. These manuscript remedy books contain recipes, prescriptions and cookery handed down through the generations with the occasional veterinary advice

*It reminds us of the kinds of discouraging debates on public health issues that Osler and others faced throughout their careers.*

These few selections provide merely a taste of the variety of material that can be found on our new book shelves.



Folio facsimile of ground-breaking selections from the Lancet.

included. They present a rich source for work in the history of medicine including diet, gender and social relations.


Knowing where to start in describing our new titles is difficult and the complete list can be found on McGill's on-line catalogue. These few selections provide merely a taste of the variety of material that can be found on our new book shelves.

*The Boyle Papers: Understanding the Manuscripts of Robert Boyle*, by Michael Hunter, Aldershot, 2007, brings together the basic sources for comprehending the Boyle archive, 20,000 leaves of one of the most important archives of the seventeenth century. These papers have been at the Royal Society since 1759, mostly unexamined until the 1980s. Since then, publication of this material has proliferated in various formats, including electronic. This work describes Boyle's life and times briefly and provides detailed guidelines for accessing the rich and varied resources available for research,

including on-line resources with their electronic addresses.

*Hubbub, Filth, Noise & Stench in England, 1600-1770*, New Haven, 2007 by Emily Cockayne examines, "...how people were made to feel uncomfortable by other people – their noises, appearance, behaviour, proximity and odours." In *Race and Medicine in Nineteenth and Early-Twentieth-Century America*, Kent, Ohio, 2007, Todd Savitt meticulously traces the history of African-Americans and medicine from slavery to the rise and fall of black medical schools in the early twentieth century. *Hope in Hell, Inside the World of Doctors Without Borders*, by Dan Bortolotti, Buffalo, N.Y., is a journalist's account of the history and current reality of medicine in seemingly impossible situations.

Three works on French medicine cover a wide range of historical research. *Chirurgie de Guerre, Le cas du Moyen Age* by Alain Mounier-Kuhn, Paris 2006, is part of a military history collection entitled, *Strategies & Doctrines*. The



Paintings of a terminally ill patient, who depicted the people and scenes he met with.

author examines the resources available for those injured in battle while explaining the impact of war on wounds, surgeons and the institutions that arose to cope with war. *Les Cultures du Risque, (XVIe – XXIe siècle)* edited by François Walter, Bernardino Fantini and Pascal Delvaux, Geneva 2006 examines how societies have reacted over the centuries to health related catastrophes in devising methods of coping with potential future calamities. Kim Pelis' biography of the French bacteriologist Charles Nicolle, Nobel Prize winner, entitled *Charles Nicolle, Pasteur's Imperial Missionary*, Rochester, N.Y. 2006 is a rich story of the man who, inspired by his teacher Louis Pasteur, among other achievements, discovered the louse transmission of typhus.

Ruth Richardson's *Vintage Papers from the Lancet*, is a folio facsimile of ground-breaking selections from the *Lancet* from its radical beginning in 1823 up to 2005. The introduction sets the journal in the context of its foundation,



Caricature by French medical cartoonist Adrien Barrère (1877-1931) of members of the Faculté de Médecine at the Université de Paris.

provides a brief biography of Thomas Wakley (1795-1862) its tireless, reforming founder and provides a mini-history of British medicine. The range of articles is huge and divides into four sections: Wakley to Nightingale (1820s to 1860s), Bacteria to Blood Groups (1870s to 1910s), Iron Lungs to Ultrasound (1920s to 1950s) and Thalidomide to SARS (1960s to 2005). Osler, a firm supporter of the medical press, is selected once, with a letter headed, "Cold-Bite + Muscle - Inertia = Trench Foot", in 1915 bringing a particular Canadian perspective to the problem in the following extract. "The feet may be aglow after a ten-mile showshoe tramp with the thermometer 20 below zero. The men actively at work on the big timber rafts in Canada have wet and cold feet for weeks without any ill-effects. So long as the muscles of the legs work freely the circulation in the feet is good".

*Doing Medicine Together, Germany and Russia between the Wars*, Toronto, 2006 edited by former

Montrealer and McGill graduate Susan Gross Solomon, is a fascinating study of the connections between Germany and Russia following the First World War, in the areas of medicine and public health. The essays outline the attempts of German and Russian scientists to keep scientific activity alive in a setting in which war and revolution had devastated scientific infrastructure, and sidelined their scientists internationally. The publication is the result of an international conference on German-Soviet Medical Relations between the Wars, held at the University of Toronto in 2000, which in turn was the result of opening the archives in Russia and East Germany in the 1990s.

Medicine and art continue to draw researchers and Jock Murray's small and beautiful *Images of Illness, the Art of Robert Pope*, published by the Robert Pope Foundation in 2007, presents us with the paintings of a terminally ill patient, who depicted the people and scenes he met with,

during his battle with cancer. Dr. Murray has selected the paintings, "...that have had a particular impact with cancer survivors and their families, health care professionals, students and members of the community who have experienced illness in themselves or in their families". This booklet was presented to us by the American Osler Society.

Each year, some of your money is set aside for restoration. This year our choices have been influenced by two books that we displayed in our exhibition "75 Books from the Osler Library" which while not damaged by the display, we realized at the time, deserved professional treatment. These include Andrea Bacci's *De thermis... libri septem*, Venice: 1588, a book on the history and therapeutic use of water. Richard Saunders' *Saunders Physiognomie, and Chiromancie... Signal Moles of the Body*, London 1671 continues to be popular with scholars and has now been firmed up for future use.

Osler... is selected once, with a letter headed, "Cold-Bite + Muscle - Inertia = Trench Foot"

We depend on your help to purchase our books and to carry out our projects.



Dr. Sean Murphy presented us with two pieces of silver with strong Oslerian connections

Two volumes recently used in teaching also needed strengthening to continue their useful life. George Henry Fox's *Photographic Illustrations of Skin Diseases*, New York c. 1879 and George Viner Ellis' very large *Illustrations of Dissections in a Series of Original Coloured Plates...* London, 1867 presented problems of size and composition that called for restoration and a protective box. As more and more professors are requesting special classes here for their students, we welcome the opportunity to put our volumes to work, while making sure that they are fit for current and future use.

Some of your money is put aside annually to carry out cataloguing and archival description projects. Among the projects completed are an on-line list of Maude Abbott's correspondence with clinicians, about 24 cm of letters principally concerning questions of diagnoses of cardiac disease [available on our web page [\[www.health.library.mcgill.ca/osler/archives/\]\(http://www.health.library.mcgill.ca/osler/archives/\)\] and the preparation of an on-line list of 8 metres of the private papers of Dr. Frank Campbell MacIntosh, work originally carried out by Dr. Shena Sourkes. This year we are scanning and adding our existing manual archival inventories to our web page. This means that as they become available, a researcher can click on the highlighted inventories and retrieve the guides, a boon to the researcher and to us.](http://</a></p></div><div data-bbox=)

Gifts from our Friends continue to enrich our collections. Dr. Sean Murphy presented us with two pieces of silver with strong Oslerian connections: a silver plate teapot and coffee pot owned by Montreal's first specialist in ophthalmology, Dr. Frank Buller (1844-1905), Dr. Murphy's grandfather. Dr. Buller was Osler's colleague and long-suffering landlord. The two shared tea or coffee from these pots. Included with these

delightful gifts is Dr. Buller's Loring ophthalmoscope.

Dr. William Feindel continues to enrich our collection of Thomas Willis' works, this year donating *Cerebri anatome*, the Amsterdam 1667 edition as well as *Pathologiae cerebri*, London, 1668.

A delicious caricature by French medical cartoonist Adrien Barrère (1877-1931) is an unusual donation that we will display following restoration. Each member of the eager audience is an identifiable member of the Faculté de Médecine at the Université de Paris.

This brief report launches our annual appeal. Thank you for your on-going support. We depend on your help to purchase our books and to carry out our projects. I hope that this survey of our collections conveys an idea of the activities and resources that your help ensures. ❁



Technicians Gaëtan Gagné and Michel Tremblay make the final adjustments to the book support.

Gaëtan Gagné (accompanied by Pam Miller) wheels Aldrovandi towards the exhibition.

---

## NOTES FROM THE OSLER LIBRARY

### Retirement of Mary Simon

After over 15 years of dedicated service to the Osler Library, Mary Simon has decided to retire. We are very sorry to see her go. Her language skills and ability to track down books for our collections are unparalleled. Her reliability, flexibility and willingness to help out in a Library where interruptions form the routine, were a source of stability. In addition, collectors will miss her assistance in dealing with our duplicate books. Mary's graduate thesis dealt with women as healers in courtly Middle High



German romances. While at the Osler Library, along with her other tasks, she produced an exhibition and publication entitled *Disease in History: Medical Profiles of Illustrious Persons*.

We wish Mary and her husband Manfred well in this next stage in their careers.

### Dragons in Québec

Ulisse Aldrovandi's *Serpentum et draconum historia...*, Bononiae, 1640 (B.O. 1768) traveled to Québec City to be displayed at the Musée de la civilisation as part of their exhibition on the history of dragons. The exhibition is a joint production of the Musée de la civilisation, the Muséum national d'histoire naturelle de Paris and the Conseil Général du département de la Moselle, France. In Québec the exhibition is augmented by books and artifacts from Canadian collections. Pam Miller conveyed the book to the museum where, on arrival, it was placed in a specially prepared support and then accompanied by security guards, curator, and technicians, wheeled through packed galleries and placed in a secure case. The extreme care with which the



Serpentum et draconum historia...Safely installed

*Beloved by colleagues and patients alike, Dr. Stratford was a great friend of the Osler Library.*



operation was conducted was impressive. The exhibition contains several important artifacts from McGill collections and has attracted twice as many visitors this summer as last.

#### **Dr. Joseph Stratford**

Last July Dr. Joseph Stratford died in France while on holiday. Beloved by colleagues and patients alike, Dr. Stratford was a great friend of the Osler Library. Recently he donated several of his favourite works by Sir William Osler, given to him as a student, by W.W. Francis. Dr. Stratford stipulated that they in turn, be given to a new generation of students. Happy students immediately took up his generous offer.

In 1962 Dr. Stratford became Neurosurgeon in Chief and Director of the Division of Neurosurgery at the Montreal General Hospital. His special interests were in the use of

hypothermia in neurosurgery, problems of spinal cord surgery and arterial injection of radioisotopes for brain scanning. In the mid 1970s he and his colleagues established a multidisciplinary pain centre at the Montreal General Hospital, recruiting Ronald Melzack and others to provide relief for patients with difficult pain problems.

In 1974 he was elected president of the Canadian Neurosurgical Society and he was a member of the Board of Directors of the Victorian Order of Nurses. In addition, Dr. Stratford as President of the Class of Medicine '47 raised money for a book purchasing endowment for the Life Sciences Library.



*Neurosurgical annual dinner June 2006, at the Chateau Ramezay, from left to right, Bill Feindel, Joe Stratford, Faith Feindel.*

---

## Osler Library Memorial Rare Book Purchasing Fund

Cynthia and James Pitcock have made a donation in memory of Dr. Chester Burns M.D., Ph.D. Dr. Burns, who was Professor of Medical History at the Institute for the Medical Humanities, University of Texas Medical Branch in Galveston, was a keen Oslerian who served as an officer of the American Osler Society and President from 2004 to 2005. We remember him for his generous, warm spirit and for his broad humanity.

Leslie and Huntly Stratford have made a donation in memory of their father, Dr. Joseph Stratford.

## Colonel John Johnson Sketchbooks found

In issue number 107, we reported the rediscovery of the Rev. Arthur Johnson's sketchbooks, which had disappeared following the closing of the Canadian Museum of Health and Medicine. In fact, it is his father Colonel John Johnson's sketchbooks that have been found. Colonel John Johnson produced these sketchbooks during his service in India, and they are now located in the Canada Museum of Science and Technology. Thanks to Mr. Ian Dalton for catching the error and for pointing out several other typos in issue 107. ❀

---

## FRIENDS OF THE OSLER LIBRARY

The Library gratefully acknowledges the support it has received from Friends, both old and new, who have responded to the appeal for funds for the 2006-2007 academic year. Over the year, 200 Friends have given a total of approximately \$26,700, and they are listed below. Most of the contributions have come from Friends in Canada and the United States of America. However, very welcome contributions have also come from several other continents.

The appeal to the Friends for the 2006-2007 academic year concluded on May 31, 2007. Contributions received after May 31, 2007 will be recorded in the 2008 fall issue of the *Osler Library Newsletter*.

The appeal for the 2007-2008 academic year is made in this issue, No. 108-2007.

### Contributing Friends

Jacques Bernier  
André Bouthillette  
Stuart S. Burstein  
J. Walker Butin  
Robert Campbell  
Library, Canada Science and Technology Museum  
Carmine J. Capalbo  
Robert J. Chapman  
Jack Cohen  
David F. Copeland  
N.A. D'Amato  
Stacey B. Day  
Duke Medical Center Library,  
Duke University  
Auro del Giglio

Peter S.B. Digby  
Robert Roy Forsey  
Thomas Emmett Francoeur  
Toby Gelfand  
Allan Gibofsky  
John T. Golden  
Anthony James Hall  
Edward C. Halperin  
H. Alexander Heggtveit  
Robert Jackson  
Guy Joron  
Peter B. Kang  
Norbert Kesteloot  
Camilo Larrain  
Michael Allan Lefson  
Douglas W. MacEwan  
Medizinhistorisches Institut der  
Universität Bern  
Gabriella M. Miotto  
Hisae Niki  
Harry Oxorn  
Charles R. Perakis  
John Marshall Pogue  
Benjamin E. Potter  
Guillermo Quinonez  
G.M. Ruckerbauer  
Seymour A. Siegal  
Julio A. Sosa  
Richard Sveum  
Marshall Trossman  
H.D. Vos  
Akihiko Watanabe  
Karin-Maria Waterhouse  
John A. Woods

### Supporting Friends

Jack B. Alperin  
Lawrence K. Altman  
Charles T. Ambrose  
Billy F. Andrews (in memory of  
Prof. Robert Usher)  
Robert Austrian  
J. Robert Bowen  
D.J. Canale  
Edward Carter  
Françoise P. Chagnon  
Alan J.H. Coffey  
Sakti Das  
Richard B. Davis  
Marie France Demierre  
Reginald H. Fitz  
Clare M. Flint  
W. Bruce Fye  
Esther and Leonard Geller

*The Library gratefully acknowledges the support it has received from Friends.*





...very  
welcome  
contributions  
have also  
come from  
several other  
continents.



Phil Gold  
David S. Goldbloom  
Victor C. Goldbloom  
Sheldon H. Gottlieb  
Peter E. Greig  
Theodore J. Haywood  
Alexandre Ram Henri-Bhargava  
Brahm B. Hyams  
Robert A.H. Kinch  
Douglas G. Kinnear  
Elizabeth Lamont  
Donald G.M. Lawrence  
Charles P. Leblond  
J. Peter MacLeod  
Breen N. Marien  
Maurice McGregor  
William O. McMillan, Jr.  
Ivar Mendez  
Erich Meyerhoff  
Wendy Mitchinson  
Frederick Moffat  
Paul Mueller  
Sean B. Murphy  
Earl F. Nation  
Allister Neher  
Les Neuman  
Carole O'Beirne  
Murray Carl Patrick  
Jean Anne Paterson  
Edgar T. Peer  
Robert Z. Perkins  
Claus A. Pierach  
James B. Roche  
Theodor K. Shnitka  
William A. Silver  
Mark E. Silverman  
Ralph H. Speken  
Edward A. Sprague  
Walter Van Emde Boas  
C. Peter W. Warren

#### Patrons

American Osler Society, Inc.  
Ayemel Family Foundation  
Jeremiah A. Barondess  
R. Denis Bastron  
James D. Baxter  
J. Ronald D. Bayne  
Leonard George Bendikas  
Peter G. Bernad  
Michael Bliss  
J. Donald Boudreau  
Bernard Brais  
John W. Brennan

Hugh R. Brodie  
Rea A. Brown  
Stanley Burns  
Leonard H. Calabrese  
Donald Chambers  
Eugene Conner  
Shirley-Jean Cronin  
June R. Cumberland  
Lyubica Dabich  
James H. Darragh  
Eric de Bellaigue  
Rolando Del Maestro  
Anthony R.C. Dobell  
Jacalyn Duffin  
Martin P. Edelstein  
William H. Feindel  
Fidelity Investments Charitable  
Gift Fund  
Louis Hugo Francescutti  
Richard S. Fraser  
Samuel O. Freedman  
William C. Gibson  
Peter G. Gillett  
Richard L. Golden  
Frances Groen  
Arthur Gryfe  
Eve Osler Hampson  
M.E. Hart Foundation  
(Sally and Michael Sheehy)  
Alfred R. Henderson  
Lewis W. Hersey  
Shigeaki Hinohara  
Ian E. Hutchison  
John D.W. Hsu  
William Ibbott  
Stuart G. Kenning  
Elton R. Kerr  
Jack D. Key  
Roy B. Lacoursiere  
Geoffrey W. Lehman  
Joseph W. Lella  
Alphonse Leure-Dupree  
Rosamund F. Lewis  
A. Brian Little  
Josiah Macy Jr. Foundation  
Barbara Malloch  
John P. McGovern Foundation  
James Robert Osler McIntyre  
Peter James McLeod  
James C. Mead  
Robert Mennel  
Menticoglou Medical  
Corporation  
Thomas G. Middlebro'  
Pamela Miller

Robert E. Mitchell  
T. Jock Murray  
Granville H. Nickerson  
John Noble  
Richard T. O'Kell  
Silvio J. Onesti  
Lawton C.B. Osler  
Richard R. Osler  
Joseph K. Perloff  
James Benjamin Phillips  
Harry B. Richardson  
Harold N. Rode  
Charles G. Roland  
N. Paul Rosman  
Henry J. Scott  
Huntington Sheldon  
Fred Silva  
Theodore L. Sourkes  
Edward T. Stevens  
Sarah Stevenson  
Marvin J. Stone  
Philip M. Teigen  
Michael L. Terrin  
Samuel Tirer  
Robert P. Turk  
A. Kevin Watters  
John Whaley  
Elizabeth Borst White  
William A. Whitelaw  
H. Bruce Williams  
Charles F. Wooley  
David C. Young

*Editorial Committee for the Newsletter: Faith Wallis, Editor; Pamela Miller, History of Medicine Librarian and Assistant Editor; Lily Szczygiel, Editorial Assistant.*

*Address: Osler Library of the History of Medicine, McGill University, McIntyre Medical Sciences Building, 3655 Promenade Sir-William-Osler, Montréal, Québec, Canada, H3G 1Y6.*

*Tel: (514) 398-4475 ext. 09873  
Fax: (514) 398-5747  
E-mail: osler.library@mcgill.ca  
URL: <http://www.mcgill.ca/osler-library/>*

*Legal Deposit 2/2007  
ISSN 0085-4557  
Legal Deposit 2/2007  
ISSN 1712-7955*