



# THE OSLER • LIBRARY • NEWSLETTER •

NUMBER 112 • FALL 2009

*Osler Library of the History of Medicine, McGill University, Montréal (Québec) Canada*

## IN THIS ISSUE

This Newsletter highlights new research carried out by our Osler Travel Grant winner, Barbara Brookes, on Maude Abbott's post-graduate work in Europe, a rewarding but also a difficult time, professionally and personally, due to the manifestations of mental instability at this time, that would plague her sister Alice for the rest her life. Professor Brookes is Head of the Department of History and Art History at the University of Otago in Dunedin, New Zealand.

Dr. Richard Golden reminds us that the year 2009 is an important anniversary year, the centenary of Archibald Edward Garrod's *Inborn Errors of Metabolism*, the man regarded as "the father of biochemical genetics".

Sadly, we mourn the passing of two Canadian giants in the history of medicine, Dr. William Gibson and Dr. Charles G. Roland whose crowded careers still left them time and energy to spend on the Osler Library. Recently, Dr. Roland submitted a series of short essays entitled *Roland's Medical Miniatures* to the Newsletter and in his memory, we will continue to publish them.

Finally we submit our annual appeal to you that reflects our gratitude to you for your invaluable help and also hopefully conveys to you the excitement generated by this extraordinary Library.



## MAUDE ABBOTT'S POSTGRADUATE STUDIES IN EUROPE, 1894-1897

BY BARBARA BROOKES

In her 'Autobiographical Sketch' read to the Women's Medical Society of McGill on 31 March 1928, Maude Abbott spent some time discussing her postgraduate education in Europe, undertaken from late 1894 until 1897. Like many ambitious medical women in the nineteenth century, Maude sought training in Europe that would supplement her meager medical education.<sup>1</sup> That education had been undertaken at Bishop's College because McGill declined to admit women, even its own outstanding graduates, of which Maude was one, to the medical school. At Bishop's College Maude won the Senior Anatomy prize and the Chancellor's Prize for the best examination in the final branches of medicine in 1894. But she thirsted for more knowledge and determined to seek it in the centres of medical excellence in Europe.

What did it mean to study abroad? First there was the journey. Maude Abbott had only experienced travel from her birthplace, St Andrews, to Montreal. Going to Europe meant a sea voyage and extensive overland journeying. On the ship to England, Maude records that she and her sister were named 'the infants of the ship, for we had never traveled before'.<sup>2</sup> Next there was the uncertainty of organizing the type of training one sought. What expenses would be involved? How much would lodging cost and what fees would be charged? How did one understand the requirements of different university systems and make certain one got the training one wanted? These difficulties were compounded by having to study in a foreign language. Finally there was the problem of homesickness: leaving behind friends and family and all that was familiar to live amongst foreigners who had very different ways.

In recording her career, Maude Abbott dwells on the famous men with whom she had the privilege of working. Here I want to give a counter-narrative, derived from her letters and those of her sister



Maude and Alice Abbott, c. 1874.  
P111 Maude Abbott Fonds

Alice, held in the Maude Abbott Fonds (P 111) at the Osler Library. The letters record the women's medical institutions of importance Maude visited and the women they met on their travels. These letters are mainly to their cousins, Grace and May Houghton, to whom they were deeply attached and with whom they hoped to live on their return to Montreal. At times 'the poor lone wanderers' were 'just starve[d] for letters' and when they came, there were scenes of 'wild delight'. Maude continued: 'There is no pleasure in London equal to a home letter & I know that when we get to the Continent among foreign tongues all that will be multiplied a hundred times'.<sup>3</sup> The letters tell of the emotional costs of travel and the complications of domestic life while pursuing excellence in medicine.

The company of her older sister made Maude's quest for education in foreign cities much less lonely than it might have been. Alice was 26, two years older than Maude, but a less driven and more fragile individual. She did not have a university education but she was a promising pianist and was to study music in Europe. Having a companion was a great boon to Maude. There was always someone at home to speak to in English and to share memories of friends in Canada. Alice took lessons and practiced the piano while Maude undertook her medical studies. At times Alice found Maude's energy overwhelming, writing in an undated fragment how she often felt tired 'in dancing about the Continent after my Doctor. If you could only see her travel. She gets over the ground so fast and sees so much – The best I can do is to keep her brown cloak in sight.'

At their first port of call, London, Maude took the opportunity to visit the London School of Medicine for Women, founded through the drive of Sophia Jex-Blake in 1874, after her hard fought but unsuccessful battle to graduate from the University of Edinburgh. Elizabeth Garrett, the first woman to win a medical degree in Paris, and Elizabeth Blackwell, the first American woman medical graduate, both supported the School that became a Mecca for British women seeking medical training. By 1890, the London School had enrolled over a hundred women and its graduates made up over 90 percent of the medical women on the British Medical Register.<sup>4</sup> Maude found that with the facilities offered by the School and through opportunities provided by Sir Victor Horsley, 'I had all the medical sight seeing I could carry'.<sup>5</sup> Her plans remained 'unsettled' since she had no reply to a letter she sent to Leipsic [sic] 'so we decided to go to Switzerland where we knew my work was secure.' But then she met 'a girl who has just come from the Continent & she gave me the proper Leipsic [sic] address'.<sup>6</sup>

Soon Maude and Alice crossed the English Channel and headed to Heidelberg where they intended to await the reply from Leipzig. Imperial Germany and Austria were, in fact, exceedingly conservative in relation to women's education, banning women from medical study from the 1870s until the late 1890s. Prominent German professors argued that women had smaller brains than men, that they were too delicate for medical practice, and that if women studied they would sacrifice their femininity.<sup>7</sup> In Heidelberg, a few women were able to audit lectures but not to matriculate. Maude, found, however, that the letter of introduction provided by Sir Victor

Horsley enabled her to observe the private operations performed by the surgeon, Dr Czerny. Since at that time she was thinking of pursuing gynaecology, surgery was of great interest to her.

Switzerland was the next destination for the Abbott sisters. Zurich led the world in opening its universities to women. In 1867, the Russian Nadezhda Suslova successfully requested permission to sit the examinations for the medical degree. News quickly spread and two Englishwomen, Frances Elizabeth Morgan and Louisa Atkins followed in Suslova's path and soon Americans arrived to take advantage of the unique opportunity Zurich offered.<sup>8</sup> From Zurich in November 1894 Maude wrote: 'for the 3<sup>rd</sup> time behold me matriculated as a student of a new Alma Mater'.<sup>9</sup> The city also brought the delightful company of old friends: 'the Miss McFees of Montreal are here we see a good deal of them'. Donald McFee was a member of the first class of women admitted to McGill, taking her BA two years ahead of Maude. A brilliant student, she undertook postgraduate study in Philosophy at Cornell, Leipzig and Zurich. Donald McFee became the first McGill woman to earn a PhD, graduating *cum laude* from the University of Zurich in 1895.

In Zurich the sisters hoped 'to become quite familiar with German, and to get off some of [Maude's] minor work as Eye, Ears & Throat work etc before going to Vienna or Berlin where the courses are much more expensive & not any better'. Maude wrote that she

did not go direct to Berlin because the information I got in London was very doubtful as to the possibility of women working there & I thought it better to come first to the place where I knew I could get work without any difficulty, and where I could make enquiries at my leisure. Zurich is not a very large city but the medical part of the university is very good indeed, and I am very much pleased with the advantages I am getting.' ... I am enjoying my work so much – more than I have done since I left McGill. The teaching is so thorough & the material so good. It makes one thirst to turn into a typical German student & dig away at the mine of knowledge forever.<sup>10</sup>

In addition to her studies, Maude took a temporary position as an 'under assistant in the Women's hospital'.<sup>11</sup> This involved night shifts and Alice recorded how when Maude left, 'the door closes on my doctor and she does not return for hours while I sleep with one eye open under my feather bed'.<sup>12</sup>

Here's Alice describing Maude to her cousin:

Zurich  
18 November 1894

I wish you could see how well Maude is looking. She is sitting opposite me reading – and has such a color. I have not seen her look so well for a long long time. Her book is a new one in German – the second she has bought in Medicine. She has a little instrument for examining the eye too & one for the throat which she practises on me. She punches me about and finds out where the different organs are when I will allow her.

---

From Zurich on the 6 November 1894, Maude wrote, 'There is no doubt about it that medicine is about as hard work as it is interesting. It is all so different here from what it is at home. The teaching is so thorough & it is regular teaching.' She was particularly pleased with her microscope work in the laboratory and noted how a 'lady doctor with short gray hair & a very masculine cut to her dress, and huge boots works at another table.' Extraordinary women were apparent on the streets of the city. Maude continued:

You know the Russian women students here have brought disgrace on the University to a great extent, they are mostly all Anarchists and Freethinkers and believe in no laws of the Church or State. They are much better now than they were, as the worst were sent away. The Rector said 'We Swiss are proud of the freedom of our Land but we are proud too of the fact that we do not abuse it. But foreigners come to us, especially from the East, who think Freedom means only its abuse, to them I say "there is no place for them here".'

If Russian women were politically difficult, Maude found American women puzzling in another way.

23 December 1894  
Zurich

I hear a good deal about Pedagogy & Philosophy and Psychology here for I am studying the brain with an American Psychology student who enlightens me on her ambitions & objects in all directions. It is very interesting. She is a typical American and as I had never met any before I did not know what to make of her at first. She seemed to know so much about all sorts of subjects and used such grand words to express rather vapid sentiments which when I pressed her as to what she meant only grew vaguer. One night I came home from our lesson together and told Alice that I thought she was quite mad – but since then I have grown to rather like her and have discovered the peculiarities are only Americanisms. They are so superficially educated and yet think they can dive so deeply into everything. Nothing seems to be holy ground to them.

Maude and Alice's cosy home in Zurich, two rooms in an apartment run by Frau and Herr Dr Bendiner, was severely shaken by the late January 1895 discovery that Herr Dr Bendiner had removed a substantial amount of money from their safe and their bank account. The sisters felt great sympathy with Frau Bendiner who 'has such high principles and has been so completely hoodwinked in so many ways'. She paid the debt and they remained a little longer because of her. 'Maude says she is one of the very finest characters she has ever known – and so honorable and truthful herself – you can imagine what such dishonor must be to her.'<sup>13</sup> Maude told no one but the McFee sisters about their troubles 'I thought someone out to know & the older Miss McFee is quite old & we needed advice.'<sup>14</sup>

With relief, the sisters departed for Vienna where Maude hoped to get further experience, arriving in March 1895. Contacts made with other women doctors could help smooth the way. Maude was

distressed when enquiring of Professor Wertheim if she could take his course, that the fee he required was 100 guldens (about \$42 Canadian), a cost beyond her limited means. A fortunate introduction to an American lady doctor 'who had taken Wertheim's course. She describes it as perfectly splendid but paid 60 guldens for it herself' emboldened Maude to approach the Professor again. She found him willing to charge her the same. Maude concluded 'they just take money hand over hand from the foreigners here'. The number of foreign women students meant it was possible to dine in their company. On Sundays Maude and Alice went to a restaurant for dinner at 'the Reidhof where a great many nice Americans go & which is a lovely place with a ladies room....' this is a place where ladies go, a ladies room, with a separate entrance, and the best restaurant about.'<sup>15</sup>

Maude worked very hard to take advantage of all Vienna had to offer. She described her day: 'On Thursday at lecture at 7:45 till nine – half an hour free: 9.30 to 11.30 a demonstration in the medical wards. 11:30 to 1 Clinic – 4 to 8pm in courses again. Then nearly every third night spent in the hospital, and nearly all the intervening spare time I use in sleeping and rushing around and seeing the few people whom we know.' She found the men she worked alongside 'all treat me so awfully nicely' and particularly enjoyed the company of the Canadian men she knew from Montreal.'<sup>16</sup>

A letter of introduction to a Frau Dr von Possaner, 'a lady assistant to Wertheim', led the Abbott sisters to an important friendship with the whole family. Maude wrote:

The Possaners – are Hungarian – and who have been so kind to us. There are five daughters one of whom is a Dr. They are all Baronesses in their own right, and it is most unusual for anyone in that rank to enter the medical profession at all & for a woman to do so is of course even more unheard of. But Dr v Possaner is a very unusual character. She is most intensely womanly, with very strong convictions, and has thrown the whole weight of her rank and personality against what she considers a great injustice. She is the first woman in Vienna who has taken this stand although I believe she has many sympathizers. Her petition to be allowed to practice here has been before the Ministry now and is creating a good deal of excitement. She is so nice.'<sup>17</sup>

Gabriele von Possaner Ehrenthal was born in 1860 in Budapest into a well-off family. Her father was a high ranking civil servant in the state Finance Ministry. Her parents believed in education and she initially trained as a teacher. Wanting to study medicine, she moved to Switzerland, studying at the universities of Geneva and Zurich, graduating in Medicine in 1894. Upon her return to Vienna, she sought to practice her profession but first had to have her degree recognized, a process that took three years. It took 'One Emperor, two Home Secretaries, three Secretaries of Culture and Education, four Rectors of the University of Vienna and four Deans of the Faculty of Medicine' to decide that she had to repeat all the principal exams in Vienna. Twenty-one examinations and nine months later her qualifications were recognized. She then began her own practice and became 'a member of the so-called "Arztekammer", the professional organization of medical doctors.'<sup>18</sup>

The members of the talented Possaner family became more than acquaintances, particularly with Alice. Maude noted 'we have found real friends Grace dear, & hear the sound of our Christian names once more, which is very nice & are thee & thou, and feel that we are not alone anymore & that is lovely'.<sup>19</sup> Maude and Alice spent the summer of 1895 holidaying on a lake near them. Maude, anxious to get back to her work in Vienna, left Alice in their care. Around this time Maude became ill with diphtheria and had to be hospitalized, causing Alice acute anxiety. Alice's mental health deteriorated dramatically. The Possaner family continued to provide Maude with support. She wrote they 'are so good to me – just like sisters – so that we are not as lonely as we might be'.<sup>20</sup> Alice's health declined to the point where Maude had to hire a daily nurse in Vienna to tend her. By November, Maude could write:

I am very much encouraged about my medical capacities since I have such success with Alice – for she is on the safe way to recovering now, and everyone tells me, what is true, That I have pulled her through. Of course I avoid all responsibility as far as possible and see Wagner[?] whenever any new symptom arises, but still with the bad nurses and foreign ideas I needed everything I knew myself. She is ever so much better now. Has been up for about three hours a day for the last three days, and takes plenty of nourishment. Everyone says her improvement is perfectly marvelous.<sup>21</sup>

Maude's optimism proved to be unfounded and eventually, in what must have been an agonizing decision for her sister, Alice Abbott was admitted to the Gartnavel Asylum in Scotland on 12 January 1897.<sup>22</sup> There Maude continued her medical studies and took work at the Glasgow Samaritan Hospital for women and later, perhaps in an effort to understand her sister's condition more fully, as a Clinical Assistant at the City Asylum of Birmingham. On 11 September 1897, Alice was discharged from Gartnavel into Maude's care to take the steamer back to Montreal.

Maude Abbott's years of post graduate study are described by her biographer, as the happiest of her life.<sup>23</sup> Her letters, and those her sister Alice, suggest a rather more complex reading. For Maude the medical work was challenging and rewarding, although learning German and dealing with foreigners was difficult. For Alice, her dispiriting progress with her music and her loneliness while her sister was immersed in study, were at times difficult to bear. When Alice broke down, Maude faced some of the darkest days of her life in a foreign land.

## Endnotes

1 Thomas Bonner, *To the Ends of the Earth: Women's Search for Education in Medicine*. Harvard University Press, Cambridge 1992.

2 Maude Abbott, 'Autobiographical Sketch,' An Address read before the Women's Medical Society of McGill, 31 March 1928, Original Copy, Osler Library, p. 11.

3 Maude to 'dearest old Loughie,' Upper Woburn Place, London, 29 June 1894.

4 Thomas Bonner, *To the Ends of the Earth: Women's Search for Education in Medicine*. Harvard University Press, Cambridge 1992, p. 133.

5 Maude E. Abbott, 'Autobiographical Sketch,' An Address read before the Women's Medical Society of McGill, 31 March 1928, Original Copy, Osler Library, p. 11.

6 Maude to 'dearest old Loughie,' Upper Woburn Place, London, 29 June 1894.

7 Thomas Bonner, *To the Ends of the Earth: Women's Search for Education in Medicine*. Harvard University Press, Cambridge 1992, pp. 108-114.

8 Thomas Bonner, *To the Ends of the Earth: Women's Search for Education in Medicine*. Harvard University Press, Cambridge 1992, pp. 31-48.

9 Maude to My Dear Erie, Zurich, 24 November 1894.

10 Maude to My Dear Erie, Zurich, 24 November 1894.

11 24 November 1894.

12 Zurich, 23 December 1894.

13 Alice to May, 2 Feb 1895.

14 Maude to 'My dearest Maysie' Zurich, 3 February 1895.

15 Maude to 'My dearest Maysie,' Vienna, 2 March 1895.

16 Maude to 'dearest Gracie,' 27 May 1895.

17 Maude to 'dearest Gracie,' 27 May 1895.

18 A. Schnell, '100 years ago,' Institute for Astronomy, University of Vienna,

19 19 August 1895.

20 17 November 1895. Maude Abbott continued to correspond with Gabriele von Possaner throughout her life. Maude Abbott Diary, 1930-1935, MG1070 Acc 684, McGill University Archives.

21 Maude to Gracie and May, 17 November 1895.

22 My thanks to the Laura Stevens, Archives Assistant at the Greater Glasgow Archives for providing me with the relevant details.

23 H.E. MacDermot, *Maude Abbott: A Memoir*. The MacMillan Company of Canada, Toronto 1941, p. 58.



Abbott home in St. Andrew's East, Argenteuil County, Québec. P111 Maude Abbott Fonds.

---

# HISTORY OF MEDICINE TALKS AT THE OSLER LIBRARY


BY CHRISTOPHER LYONS

This past academic year, the Osler Library helped to organize and host a number of talks on the history of medicine with the very dynamic McGill medical student Osler Society. The series began with Professor Faith Wallis, former History of Medicine Librarian and currently a professor of medical history at McGill, who spoke on the history of the Hippocratic Oath. Dr. Rolando Del Maestro, Director of the Brain Tumour Research Centre at the Montreal Neurological Institute and Hospital, shared his passion for Leonardo Di Vinci's work, specifically grotesques [faces], and their relationship to physiognomy. Professor Allister Neher of Dawson College, Montreal, spoke about the intersection between art, anatomy and the representation of knowledge in conjunction with his exhibition at the Library. The Osler Library's Mr. Chris Lyons gave a talk about creating and using medical manuscripts in medieval Europe. Finally, Professor Barbara Brookes, from the University of Otago in New Zealand, presented a talk entitled "Women Doctors in a Hostile Climate: Dr Anna Longshore Potts (1829-1912) and Dr Maude Abbott (1869-1940)". The talks were lively, well attended and illustrated with material from the Library's collection. The Osler Library enjoyed the chance to help deepen students' appreciation for medical history. The series continues this year.

---



Dr. Del Maestro discussing della Porta's  
*De humana physiognomonia* (1586)



Professor Neher and Mr. Chris Lyons show students and Dr. Feindel William Cheselden's magnificent *Osteographia*, or, the *Anatomy of the Bones* (1733)



---

# PHILIPPE-LOUIS-FRANÇOIS BADELART

BY CHARLES G. ROLAND

For almost a decade, Dr. Philippe-Louis-François Badelart (1728-1802) was deeply involved in the effort to diagnose and treat a malady that came to be known as the Mal de la Baie St. Paul. Though his professional career encompassed many other activities, it is his work with the Mal that has preserved his name to history.

Born in France, Badelart received his medical education there, became a military surgeon, and accompanied his regiment, the Régiment de Berry, to North America in 1757. He served at Louisburg and, fortunately surviving shipwreck en route, at Québec. At the battle on the Plains of Abraham he was captured by a soldier of the 78th Foot, John Fraser.

As New France became Lower Canada, Badelart continued his military service as surgeon to the Canadian militia. He took part in the defense of Québec when the Americans laid siege to the city in 1775, and the following year he received a commission as surgeon to the garrison at Québec. At the same time he established a private practice in the city, developing a reputation as a talented surgeon. He acquired prestigious patients and earned a good income.

Alongside these events the Mal de la Baie St. Paul was increasingly ravaging the population of the colony. It was a painful, ugly, thoroughly unpleasant disease killing many of the diseased. The Mal apparently began in the village of Baie St. Paul about 1774. Badelart was appointed to study the disease and seek a cure, and from 1776 until 1784 he devoted much time to his deliberations, he was one of the strong proponents of the use of mercury against the Mal, believing that the benefits outweighed the significant risks inherent in the use of this powerful drug.

The Mal affected as many as one in every twenty persons living in Lower Canada, particularly ravishing parishes along the north shore of the St. Lawrence River. The symptoms included pustules on the skin, sore throat, swollen lymph nodes, pain in the limbs, and ultimately destruction of bones by extensive ulceration. Although the Mal found victims in every age group and seemed to be contagious on contact via shared eating and drinking utensils, nevertheless Badelart and other physicians concluded that the disease was venereal, probably some variant of syphilis.

Badelart did not, however, express this opinion very forcefully, probably because of the moral stir such an opinion would have had. But he published his views in 1784 in the newspaper the *Québec Gazette*, in an article reprinted four times, entitled “Observations sur la maladie de la Baye...données au public par ordre de son excellence le gouverneur.” The following year, Badelart published an expanded version as a thin book, *Direction pour la Guérison du Mal de la Baie St. Paul*. This book has the distinction of being the first medical text published in what is now Canada. It is this

book that has preserved Badelart’s name rather than any surgical skill or military accomplishments he may have had.

Of his personal life, little is known. He married a widow in 1758, soon after arriving in New France. They had two children. Apparently Badelart was given to violent behavior; eventually his wife left him after only two years of marriage because he abused her physically. This characteristic was observed by other contemporaries as well. In addition to his hot temper, Badelart was known for his disdain of religion, a highly visible trait in the small Catholic community at the time. So notorious was he that at his death in 1802, the parish priest attempted to prevent his burial in the parish cemetery.



Suit worn by Philippe-Louis-François Badelart  
(1728-1802)  
About 1780-1790, 18th century  
M18005.1-3 © McCord Museum



# THE CENTENARY OF GARROD'S INBORN ERRORS OF METABOLISM

BY RICHARD L. GOLDEN, M.D.

Sir Archibald Edward Garrod (1857-1936) was an English physician of protean interests who, in mid-career, investigated alkaptonuria, a rare familial disorder (of tyrosine catabolism) associated with urine that turns dark on standing. Individuals later develop discoloration of certain tissues (ochronosis) and arthritic symptoms. This is due to a deficiency of an enzyme (homogentisic acid oxidase). Garrod originally postulated that alkaptonuria was a congenital, possibly hereditary disease caused by a biochemical error, later referred to as an inborn error of metabolism; the first disease so classified and giving rise to the concept of the biochemical individuality of man. William Osler, then in Baltimore, was also interested in alkaptonuria and a brisk correspondence between the two physicians ensued. Garrod's investigations were done at the time of the rediscovery (at the beginning of the twentieth century) of the work of Gregor Mendel and he quickly became aware of the importance of Mendelian laws of heredity. Garrod studied other metabolic diseases (albinism, cystinuria, pentosuria) and presented his observations in the Croonian Lectures of the Royal College of Physicians of London in 1908. This was published the following year in his seminal book, *Inborn Errors of Metabolism*. (Figure) Archibald Garrod laid the foundation for the immensely important "one enzyme – one gene" hypothesis that was brought to fruition in 1941 by the work of George W. Beadle and Edward L. Tatum (Nobel laureates of 1958.) Beadle acknowledged: "Regardless of when it was first written down on paper, or in what form, I myself am convinced that the one gene-one enzyme concept was the product of gradual evolution beginning with Garrod."

Although Garrod's work had little impact in his own time his pioneering role as "the father of biochemical genetics" has become firmly established. He was the first to envision the relationship of biochemistry, medicine and genetics and to propose the doctrine of biochemical individuality and the study of disease arising from genetic structure. Garrod's magnum opus, *Inborn Errors of Metabolism*, now in its centenary year is a scarce work, rarely seen on the market. A second expanded and equally rare edition of one thousand copies was published in 1923. Garrod's last book, *Inborn Factors in Disease* (1931), reluctantly published by Oxford University Press in an edition of one thousand two hundred and fifty copies, was not well received despite our current perception of it as a landmark book in which he proposed that biochemical individuality could serve as a predisposition (genetic susceptibility) to disease.

Following the death of Sir William Osler in 1919, Garrod succeeded him as Regius Professor of Medicine at Oxford the following year. The two men were a sharp contrast, Osler the clinician-philosopher-educator and Garrod the physician-scientist; each following separate pathways to greatness.

## References

- Garrod, A. E. *Inborn Errors of Metabolism: The Croonian Lectures delivered before the Royal College of Physicians of London, in June 1908*. London: Frowde, Hodder & Stroughton, 1909.
- Garrod, A. E. *Inborn Errors of Metabolism*. Ed. 2. London: Frowde, Hodder & Stroughton, 1923.
- Garrod, A. E. *The Inborn Factors in Disease: An Essay*. Oxford: Clarendon Press, 1931.
- Scriver, C. R., Childs, B. Garrod's *Inborn Factors in Disease*. Oxford: Oxford University Press, 1989.
- Bearn, A. G. *Archibald Garrod and the Individuality of Man*. Oxford: Clarendon Press, 1993.
- Dronamraju, K. *Profiles in Genetics: Archibald E. Garrod (1857-1936)*. Am J Human Genetics 51: 215-219, 1992.

## INBORN ERRORS OF METABOLISM

The Croonian Lectures delivered before  
the Royal College of Physicians  
of London, in June, 1908

By

ARCHIBALD E. GARROD

D.M., M.A. OXON.

Fellow of the Royal College of Physicians.  
Assistant Physician to, and Lecturer on Chemical Pathology  
at St. Bartholomew's Hospital.  
Physician to the Hospital for Sick Children,  
Great Ormond Street

"ἐν πᾶσι τοῖς φυσικοῖς ἐρεστί τι θαυμαστόν."  
Aristotle, Περὶ ζῶων μορίων, I. 5.

LONDON

HENRY FROWDE HODDER & STOUGHTON  
OXFORD UNIVERSITY PRESS 20, WARWICK SQUARE, E.C.

1909

---

# ANNUAL APPEAL TO THE FRIENDS

BY PAMELA MILLER

The fall is always a great time to report to the Friends about our activities. The campus is looking gorgeous and is full of keen students either exploring their new environment or launching into new courses in a familiar setting. It's exciting. But then, spring is a good time too, because of a sense of accomplishment and a feeling of renewal. Those of us who make our careers here are so fortunate to be part of a continual process of exploration and renewal. This always brings me back to my point that there are never two hours that are the same at the Osler Library and much of this is thanks to your help.

Recent publications and rare acquisitions add to the excitement of this extraordinary library. As well, the technology for increasing access to these works is changing rapidly. Thanks to your help, we are able to purchase the latest publications, keep our finger in the rare book market and acquire the latest electronic resources. We can also carry out projects that make our print and archival material more readily available to our public. The range of new publications is remarkable. In fact two authors who are close to the Osler Library are featured in our "Authors' Corner": noted ophthalmologist Dr. Sean Murphy and Dr. Jaclyn Duffin, Hannah Professor of the History of Medicine at Queen's University and member of our Board of Curators. Our New Books shelf currently displays such works as *Oath Betrayed: America's Torture Doctors*, Berkeley 2009, by Steven H. Miles, in which the author, a doctor himself, examines some of the shocking medical acts carried out during the war on terrorism. Our nursing collection continues to grow with a firsthand account by Kate O'Hanlon entitled *Sister Kate, Nursing through the Troubles*, (Belfast 2008) of her nursing career in Northern Ireland, particularly in the Accident and Emergency Ward at The Royal Victoria Hospital during the violence that began in Belfast in 1969. The horrors (and heroism) of war are recounted in *Sisters in Arms, British Army Nurses Tell Their Stories*, by Nicola Tyrer (London 2008).

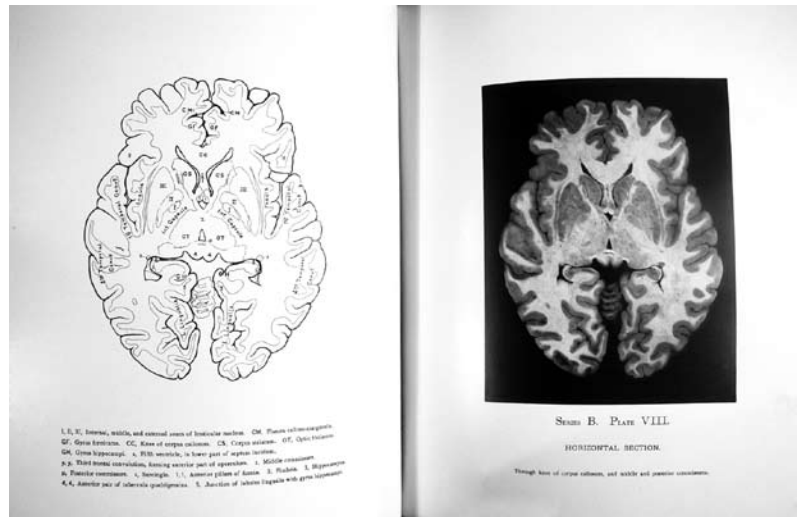
Reaching back in time, Reid Barbour and Claire Preston have produced *Sir Thomas Browne: The World Proposed*, Oxford 2008, consisting of 16 essays about William Osler's lifelong idol. Close by on the shelf are found two volumes of the *Correspondence of Dr. William Hunter*, (London 2008), edited by the late C. Helen Brock. The publication results from the author stumbling upon a chest containing Hunter's correspondence, including and the first biography of William by his brother John. Helen Brock then spent 15 years cataloguing the papers. In the same vein, the Champlain Society has published an important work entitled *The Meaning of Life, The Scientific and Social Experiences of Everitt and Robert Murray, 1930-1964* (Toronto 2008) edited by Donald H. Avery and Mark Eaton. This 815 page work with its 126 pages of introduction explores the careers of the renowned bacteriologist Everitt G.D. Murray, and his son Robert. Everitt, who arrived at McGill from Cambridge, became head of the Department of Bacteriology and Immunology and Bacteriologist in Chief of the Royal Victoria Hospital. Reproducing extensive professional and personal correspondence, the editors provide new insight into the development of bacteriology, scientific research at McGill University (as well as other institutions with which the Everitts were associated) and the social environment of Montreal at the time. The Osler Library has received praise which is greatly appreciated, from Adrienne Clarkson in her recent biography, *Norman Bethune*, published by Penguin. Linda Granfield is another writer with whom we enjoyed working. Her *Remembering John McCrae*, geared towards young readers and published by Scholastic Canada, makes outstanding use of visual resources for this beloved doctor, soldier, and poet. As I have said before, our New Book shelf is a trap for anyone in a hurry.

Thanks to your help, this has been a banner year for fascinating purchases. For example, although we rarely duplicate books in our collection, Herman Boerhaave's *Index alter Plantarum Quae In Horto Academicao Lugduno-Batavo, Alunter*, P. van der Aa Leiden, 1720, is an exception. Sir William Osler collected the two volume work (B.O. 1102) by the famous professor at Leiden, heavily annotated by Boerhaave himself. Our newest acquisition contains extensive annotations, in six different languages, by one of his students, Helwig Christian Mayer (1695-1774), the court physician at Ansbach. Mayer used these volumes throughout his entire career, focusing on taxonomy, pharmacy and medicine, expanding on the descriptions of individual species and indicating the uses of hundreds of plants in the preparation of drugs for the treatment of specific conditions and diseases. Among other events he records the publication of Linnaeus' (another of Boerhaave's students and known as the father of taxonomy) *Genera plantarum*, dedicated to Boerhaave, in 1737.


We purchased the first edition of John Call Dalton's 3 volume *Topographical Anatomy of the Brain*, Philadelphia, 1885. Dalton (1825-1889) was the first experimental neurophysiologist in the United States and the work contains 48 superb heliotype plates, each with duplicate in outline.



Illustrations from vol. 2 of John Call Dalton's *Topographical Anatomy of the Brain*, Philadelphia, 1885.



A collection of photographs illustrating the early career of Isadore Benjamin Hirshberg (1890-1965) is a fine addition to our collection of McGill student materials. And speaking of student materials, we purchased a hectographic manuscript, a similar process to the mimeograph, which is the autobiography of Paul Zotique Hébert (1849-1941). Born in St. Constant, Québec, Hébert graduated from the Faculty of Medicine in 1872 with honours at the same time as William Osler, whom he describes in his work. Dr. Hébert practised in California and London where he specialized in gynaecology. He finished his career in New York City, a career characterized by publication, invention and a lifelong commitment to patient care. He was one of the first on the continent to prescribe the use of salversan for the treatment of syphilis. His detailed description of his McGill experiences is invaluable for the insight that it gives into medical education at McGill at that time.



pp. 250-251  
Paul Zotique Hébert's (1849-1941)  
autobiography.

Every year brings exciting donations and this year we have been fortunate to receive among other gifts a pre-publication proof, complete with pinned in illustrations and text, donated by Lois Hawkins, of Maude Abbott's *Atlas of Congenital Cardiac Disease* published in 1939. Dr. John S. Gale has donated Thomas McCrae's copy of *Lectures on Angina Pectoris*, New York 1901, with an inscription by McCrae that Osler had replaced his copy which had "been carried off by some rascal." Dr. Ian Hutchison has donated a rare photograph of the graduating Class of Medicine 1884 of which his grandfather, J. Alexander Hutchinson, was a member. This is an early example of the work of the photographic studio of Summerhayes and Walford that operated in Montreal from 1884-1891, Summerhayes previously having been an employee of the Notman Studio in Montreal. Dr. William Feindel has generously added to our collection of works by René Descartes with the third edition of his *Opera philosophica*, Amsterdam, 1656 and the first Girard printing of the third edition of *Discours de la methode ...*, Paris 1668. He has added Thomas Willis' *De Anima Brutorum....* bound with *Pharmaceutice Rationalis....* Lyons 1676 as well as a second edition of Johann Vesling's *Anatomy of the Body of Man*, London, 1677.

An invaluable collection of almost 150 19<sup>th</sup> century French pamphlets, prints and caricatures has been donated by Mr. William Helfand of New York a well known collector of medical and pharmaceutical ephemera and active in the field of the history of medicine. The collection focuses on the themes of public health, hygienic instruction, advertising, satirical scenes and children's material, particularly from the popular press as depicted by cartoon work from the French printing firm, Imagerie d'Epinal. The collection has already attracted the attention of researchers and will be fully described in our next newsletter. Mr. Helfand purchased the collection from the late Pierre Julien of Paris.

"Cassez-vous les bras..." an elixir salesman of 1835.  
Print from the Helfand Collection



Public health notice published by French printing firm, Imagerie d'Epinal.  
c. 1925. Helfand Collection

---

Finally, thanks to your help, we have devoted time and resources to the extensive and unusual archives of Harold Nathan Segall, (1897-1990) prominent Montreal cardiologist, member of the Board of Curators of the Osler Library and medical historian. Along with his 88 metres of personal, research (including history of medicine) and patient records, Dr. Segall generously left an endowment to the Osler Library. Among his many achievements, Dr. Segall was the first cardiologist in Montreal to acquire a portable electrocardiograph, weighing 50 lbs., now part of our collection that he lugged to his house calls, often up several flights of stairs. There are thousands of electrocardiograms, each bearing a number corresponding to a patient file. Apart from the medical reports, files often contain correspondence from the patients that give insight into their lives related and unrelated to health matters. The quantity and depth of these documents makes this an unusual and valuable research fonds. (P109) Our intention is to produce an on-line finding aid to this unique fonds, but of course, patient material is confidential and consultation requires prior approval. In recognition of Dr. Segall's active interest in the history of medicine, the H.N. Segall Prize is awarded annually by the Canadian Society for the History of Medicine for the best graduate paper at the Society's annual meeting



Harold Segall and staff at the transition quarters of the ECG department during the reconstruction of the old Out Patient Department area, Jewish General Hospital 1956. Harold N. Segall Archives.

This brief report, which launches our annual appeal, expresses our gratitude to you for your support of this unusual Library. Electronic resources are doing everything *but* replacing our books. Rather than eliminating the need for books, electronic resources are creating new demands and new opportunities which, with your help, make our collections more deeply and widely available to a growing public.

---

## FRIENDS OF THE OSLER LIBRARY

The Library gratefully acknowledges the support it has received from Friends, both old and new, who have responded to the appeal for funds for the 2008-2009 academic year. Over the year, 197 Friends have given a total of approximately \$26,238. Contributions have come from Friends in Canada, the United States of America and around the world.

The appeal to the Friends for the 2008-2009 academic year concluded on May 31, 2009.

## AUTHORS' CORNER

### BY PAMELA MILLER

**Jacalyn Duffin, *Medical Miracles, Doctors Saints and Healing in the Medical World*. Oxford ; New York : Oxford University Press, 2009.**

As mentioned earlier, Jackie Duffin has just published with Oxford University Press, her unusual book on the Vatican's reliance on medical expertise throughout the centuries, during the canonization process. *Medical Miracles, Doctors Saints and Healing in the Medical World* has won the Jason A. Hannah Award for an important publication in the History of Medicine. Fascinated by why an atheist clinician would choose this topic and by how she gathered her material, I asked the following questions.

#### ***How did you enjoy working in the archives in Rome?***

I loved working in the Vatican Archives. At first I was apprehensive about whether or not, they would let me in, but the welcome was warm and the interest in my project, genuine. The scholar who has always served at the reception since my first visit back in 2001 has a remarkable memory for people and their projects and an encyclopaedic knowledge of the holdings. He listened to my goals and the sources that I had identified and made helpful suggestions about other collections.

The reading room is open about 4.5 hours daily, six days a week. Between 30 and 60 people come to work on up to three files each day. Most arrive as the doors open or soon after; in winter, it is still dark outside. A file can be set aside for working on the next day.

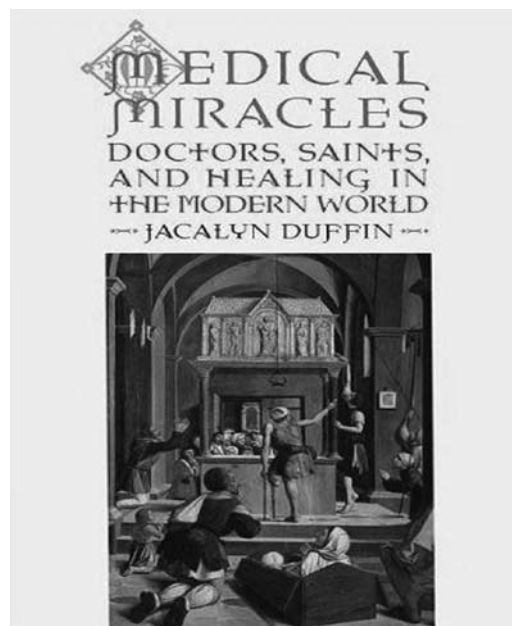
Some scholars toil away on the same file for weeks on end. During my visits, I was concerned to examine as many files as possible, and it was easy to slip into a zone of intense work and curiosity.

The signori who preside over the reading rooms and send for the files speak only Italian, convinced that anyone can understand. They are formally dressed in suits and ties--and efficient about their work. But they are kindly and share a sense of humour.

#### ***You have had a great review in JAMA. Why do you think that doctors should read this book?***

Thanks for noticing! That review in JAMA by distinguished Wellcome historian, Anne Hardy, was a wonderful surprise. The New England Journal also gave the book a favourable review in the words of Leeds medievalist Iona McCleery. I was heartened that these top medical journals took an interest and that they sought the opinions of real historians to communicate with doctors. And I was relieved that they liked it.

I have long thought that history is relevant to the practice of medicine. In general terms historical research is about evidence and interpretation--just like the clinical craft of diagnosis, prognosis and treatment. Understanding how history and medicine can be mirror images of each other enriches our understanding of them both.



In more specific ways, this particular book reveals the richness of the Vatican archives as a source for medical and scientific history. Almost all the miracles are medical, and the majority happened in people who had also consulted physicians. Loaded with doctor testimony, the miracle files show how new ideas, inventions and treatments become standard practice. Also I believe doctors can benefit from learning that a patient's narrative about healing may not match their own: patients who accept treatment may attribute its success to spiritual causes. Finally, I found parallels between the "doing of" religion and the doing of medicine --not unlike those between medicine and history--that turn on the interaction between canons of wisdom and observations of particular events, evidence and interpretation.

#### ***Should the public read your book?***

I am not the best person to answer that "should" question--far be it from me to specify what readers ought to choose. I would like to think that it is written in an accessible style that "could" easily be read by a general audience. I tried to serve such needs.

More than any other of my research projects, this one has certainly resulted in numerous speaking engagements to lay audiences and to the media. From these speaking experiences I have discovered that there is great interest in religion and saints, their history and their relationship to physical well being --even among people who are not religious.

Perhaps the book demystifies processes that seem ubiquitous yet obscure. Another feature might be the story-telling aspects of the sometimes poignant, sometimes funny miracles themselves, vignettes of which appear throughout as examples in the analysis. An anonymous reviewer at the Amazon website seemed to like those parts of the book best.

---

Finally, I hope that all readers be they religious, atheist, medical or not will find that I have treated these intimate stories with respect--humanizing the patients, clerics and doctors and lending credibility to each miracle in the moment of its "diagnosis." I had no plans to convert, debunk, or disparage. But of course readers will make their own judgements about my success.

***What would you criticize about this publication and what would you change?***

I think Oxford UP produced a beautiful book and I am very happy with it; they allowed me all the referencing that I wanted and were content with the images proposed.

As for regrets, there are few so far. But it is early. I would have liked to examine more miracles than the 1400 discussed. Already from talking to readers, I know which miracle files I am sorry not to have examined--simply for the joy and satisfaction of knowing what they contained and being able to pass it on. With time I expect other similar regrets will come along. Sometimes it is hard to stop researching and move to the writing. But the last two trips to the Vatican Archives did not really change any of my emerging conclusions; they simply gave me more and more diverse evidence.

***What is next?***

Sabbatical over and back to teaching. An expanded, updated edition of my *History of Medicine: A Scandalously Short Introduction* is to be released in February 2010 by University of Toronto Press. And I am pleased to announce that just this week Oxford has offered a contract on another book, one on the modern veneration of the doctor saints Cosmas and Damian, a project that is even older than the one we are discussing. In fact, *Medical Miracles* began as a tangent from the project on medical saints.

I have had so much fun working on these questions and answers; and I have been very lucky in finding such an excellent and supportive editor in Oxford UP's Cynthia Read.



**Sean Murphy, *Dare to Draw – La Passion du Dessin*  
Montréal : Visual Arts Centre/McClure Gallery, 2008.**

*Dare to Draw – La Passion du Dessin* was written because I have derived so much pleasure sketching, drawing and painting. I wanted to share this with you and encourage you to start. It is a personal story of my adventures in art over some forty years. Starting in my early fifties, my thoughts turned to wondering what I would do with myself when I retired from ophthalmology. For many years I had enjoyed visiting museums and galleries looking at art when it occurred to me, "Why not try doing it?"

The difficulty was that I had no idea how to go about it. After considering various possible activities for retirement, I finally settled on learning something about drawing and painting – not with the idea of becoming an artist but rather of simply learning the basics. This led to attending courses in drawing and painting and before long I enjoyed using this knowledge with local subjects and when travelling. My book tells this story.

I am an amateur and strongly believe that if I can do it, so can you.

---



## IN MEMORIAM

### WILLIAM CARLETON GIBSON 4 SEPTEMBER, 1913 – 4 JULY, 2009

BY WILLIAM FEINDEL, MDCM, DPHIL,  
HONORARY OSLER LIBRARIAN

William Gibson was a man of many talents – fundraiser and protagonist for schools and medical colleges; director of research laboratories; friend of medical libraries; promoter of civic projects and parklands; pianist and writer of skits and lyrics; author of ten popular books and many articles on neurology, medical history and biography, and a persisting Oslerian.

Bill Gibson's first encounter with the Osler tradition came in the summer of 1933, before he arrived at McGill to enter the course in Medicine. He was working on a farm in Idaho run by his medical uncle, who gave him Cushing's *Life of Sir William Osler*. After watering the stock at night, Bill would read about Osler in the cool of the evening by the light of an oil lamp. He recounted later, "by autumn when I arrived at McGill, I was in good physical shape and knowledgeable about its medical traditions".

After a year in Medicine at McGill, Bill Gibson changed course in the Fall of 1934 and applied to Wilder Penfield for a Research Fellowship at McGill's newly-opened Montreal Neurological Institute. Penfield and his indefatigable neurosurgical partner, William Cone, had become the aficionados in the Americas of the Spanish staining techniques for nerve tissue. Gibson applied these to show terminations of nerve cell fibers – "boutons terminaux" – describing their degenerating changes from 24 to 120 hours after experimental spinal cord transection. For this research he was awarded a MSc from McGill. Wilder Penfield, the Director of the Institute, then arranged for Gibson to go to Charles Sherrington's laboratory in Oxford to apply this expertise to a research problem being conducted by John Eccles. When Gibson arrived in Oxford he had one piece of unfinished McGill business. Dr. Maude Abbott had been preparing the bibliography of Osler's writings and had asked Bill to make up the index. Once settled in his "digs" in Oxford, he cut out the key-words from the galley proofs and arranged them as separate strips in alphabetical order in twenty-six little cream jugs borrowed from his landlady. But alas, a new maid on the premises threw out all of the "waste paper", so he had to repeat the process, pasting the index slips this time on a roll of wallpaper. The bulky parcel reached Maude Abbott in Montreal and was turned into the required index<sup>(1)</sup>.

Gibson spent three years at Oxford, gaining a DPhil. He explored pre-war Europe, and had a short but valuable study session in Madrid – interrupted by the Spanish revolution – with Pío del Río Hortega, the brilliant student of Ramón y Cajal, the master microscopist of the nervous system. He returned to McGill in 1938 and after a delay in his academic progress, from a severe bout of rheumatic heart disease, he graduated MDCM in 1941.



Drs. William Gibson and Wilder Penfield, 1960.  
P142 Wilder Penfield Fonds.

After an active medical research career in the Royal Canadian Air Force during the war, a year of teaching and research with Jack Eccles in Australia and another in neurology at San Francisco, Bill Gibson returned to Vancouver where he directed his enduring enthusiasm towards the arduous enterprise of developing a full medical school at the University of British Columbia. His outstanding contribution centered on his support and fundraising for the Woodward Biomedical Library with its fine Historical Collection that was aptly named in his honor. His own account of how this library came about and how he engaged the support of several of Vancouver's wealthiest citizens in this venture, appears in his autobiography titled *No Time to Slow Down*. Published when he was 83, it gives a colourful and sometimes hilarious account of his life and work at a half-dozen universities, in Canada and abroad, where he met many prominent figures in neurosurgery, neurology, medical history and philanthropy.<sup>(2)</sup>

Bill Gibson's friendship with Cecil Greene, the head of Texas Instruments and lucrative oil ventures, played a role in Greene's gift of several million pounds to establish at Oxford a new Greene College, for medical undergraduates. Greene referred to Bill as "his most expensive friend". Gibson also was one of the staunchest supporters for the restitution of the Osler's home, "The Open Arms", at Oxford, a project guided by the enthusiastic initiative of Lord Walton.

Bill Gibson was a student member of the Osler Society of McGill and a charter member of the American Osler Society. A constant Friend of the Osler Library and of his "Uncle" William Francis, Osler's incomparable Bibliographer and Librarian, he followed the Library's progress over the years from the Strathcona to the McIntyre Building. Distressed at the rearrangement of the rare books in the Osler Room that took place in the 1980's, Gibson was reassured when these were later returned to their original location after the extensive renovations, made possible by the munificent gift of Dr. Jack McGovern. This gift was aided in its early stages by Bill Gibson's friendly interventions and abetted by their



mutual admiration for Wilder Penfield who earlier had been the first Honorary Osler Librarian at McGill, and brought to fruition by the tactful efforts of the then Dean of medicine, Dr. Abe Fuks.

His books of short biographies and contributions of many individuals to medicine and science are inspiring readings for medical students and general readers.(3,5) Bill Gibson was a tireless promoter of the importance of medical research. He advocated with specific evidence, the case for increased sustained funding – “investment” he called it – for research. He took this as the theme of his Wilder Penfield Lecture of 1986 at McGill’s Montreal Neurological Institution in which he alluded to a sign he placed on his office door, “If you think medical research is expensive, try disease”,(4)

Bill Gibson earlier this year was planning to attend in November the 75<sup>th</sup> Anniversary Celebrations of the Montreal Neurological Institute – as a medical student he had been present at its official opening in 1934. We will miss his lively presence, but his spirit will be with us.

#### References

1. Gibson, WC. “An Appreciation”. In: Abbott, ME (Ed.) *Classified and Annotated Bibliography of Sir Williams Osler’s Publications*. Second edition, revised and indexed. Montreal, Canada: Medical Museum, McGill University, 1939, p. xiii.
2. Gibson, WC. *No Time to Slow Down*. Vancouver, BC: UBC Alumni Association, University of British Columbia, 1996.
3. Gibson, WC. *Young Endeavour: Contributions to Science by Medical Students of the Past Four Centuries*. Springfield, ILL: Charles C. Thomas Company, 1958.
4. Gibson, WC. “Neurological Research in Canada”. Wilder Penfield Lecture, Montreal Neurological Institute, McGill University, September 26, 1986. Unpublished MS in Osler Library Archives, P130 E.H. Bensley Fonds, William C. Gibson file.
5. Gibson, WC. *Old Endeavour: Scientific and Humanitarian Contributions by Physicians Over Age 65*. Bogis-Bossey, Switzerland: International Association for Humanitarian Medicine Brock Chisholm, 2007.

## CHARLES G. ROLAND, 1933-2009

Many beautiful, touching tributes have been written as testimonials to the life and career of the late Dr. Charles G. Roland, Emeritus Hannah Professor of the History of Medicine, McMaster University. Not only was he a prolific writer, he was a force in the history of medicine through his writing and encouragement of professional and amateur historians alike. Chuck served as a devoted member of the Board of Curators of the Osler Library. From the perspective of the Osler Library, Chuck performed invaluable service by producing reference works and biographies that will stand the test of time including: *Bibliography of the History of Anaesthesia in Canada* (1968), *An Annotated Bibliography of Canadian Medical Periodicals, 1826-1975* (1979), with Richard

Golden, *Sir William Osler; An Annotated Bibliography with Illustrations* (1988), with Earl F. Nation and John P. McGovern, *An Annotated Checklist of Osleriana*, vols. 1 and 2 (1976 & 2000). He produced biographies of Clarence Hinks, Harold Nathan Segall and his last work on Archibald E. Malloch. In 1992 he published *Courage Under Siege: Starvation, Disease and Death in the Warsaw Ghetto* and in 2001 he published *Long Night’s Journey into Day: Prisoners of War in Hong Kong and Japan, 1941-1945*. Chuck was an ideal researcher, arriving early, knowing exactly what he wanted, open to suggestions, thorough and systematic. He also freely expressed his appreciation for the services of the Osler Library staff, verbally and in print. His last manuscript on Archibald Malloch set a new standard for accuracy, needing only minimal touch-ups before going straight to the printer.

Always on the lookout for new resources for our collections, collections and staff were enriched by his presence. Despite being renowned in his field, he was always warmly supportive of newcomers, amateurs and professionals alike, encouraging their early endeavours through gentle advice and consideration. All of us have been touched by his help and his generous friendship. His last words to us were, “It’s been a good life. I would have liked it to have gone on a little longer, but it was not to be.” But he will live on in our memories.



Chuck Roland and Eve Osler Hampson at the American Osler Society banquet at the University Club, Montreal, 6 May, 1999. P125 American Osler Society Fonds

## NOTES FROM THE OSLER LIBRARY

Three hospitals are celebrating their 75<sup>th</sup> anniversary this year: the Jewish General Hospital, the Montreal Chest Hospital and the Montreal Neurological Institute. The Jewish General Hospital prepared a travelling exhibition that was located at the entry of the Osler Library from September 4<sup>th</sup> to September 25<sup>th</sup>. In the spring and Chris Lyons produced an exhibition to celebrate the 75th anniversary of the founding of the Montreal Neurological Institute entitled *But I Have Seen a Wounded Brain Healed*. The exhibition explores the range of illustration methods used to depict the human brain from early wood engraving to stereoscopic viewing. Using textual and archival material from our collections, the exhibition devotes a case to Osler's work on the brain and to Wilder Penfield, the founder of the MNI.

Dr. Edwin A. Mirand has forwarded us a copy of *Dr. Roswell Park and the World's First Cancer Center*, by Dr. Donald L. Trump and Dr. Mirand. In his note he underlines the role that William Osler played in keeping the Institute going when political support was needed to keep the institution functioning.

Dr. Theodore L. Sourkes, professor emeritus in the Departments of Psychiatry, Biochemistry, and Pharmacology, has been honoured with the 2009 Lifetime Contribution Award from the International Society for the History of the Neurosciences at the annual meeting of the Society in Charleston, NC. Dr. Sourkes, a senior neuroscientist at McGill, is recognised as a pioneer of research into Parkinson's disease since the early 1960s. He is co-discoverer of the brain lesion that results in the disease, and of the efficacy of L-Dopa in its treatment.

On Saturday, October 24<sup>th</sup>, the Osler Library held a book launch for *Osler's Bedside Library: Great Writers Who Inspired a Great Physician* (ACP Press, 2009). This is a collection of essays and excerpts from the ten books that Sir William felt belonged on every medical students' bedside table (see *Aequanimitas*), plus 20 other authors that Osler enjoyed and collected, including Voltaire, Charles Dickens and Arthur Conan Doyle. Several of the speakers at the launch travelled from as far away as California and Alberta to discuss their essays. They were joined by two McGill medical students, Nora Hutchinson and Julian Xue, who discussed their sources of inspiration. Altogether, about 50 people attended this event. In addition to the talks, participants enjoyed a tour of the Library and a display of Osler's actual copies of several of the books featured in the talks. Doctor Richard Levin of the Faculty of Medicine kindly sponsored a breakfast and lunch. The book is for sale at the McGill University Bookstore, 3420 McTavish Street, for \$65.95 (soft cover) or online from the publisher at <http://www.acppress-ebooks.com/product/oslers-bedside-library>. There is also a copy in the Osler Library. The organizers would like to thank everyone who participated and supported this enjoyable event.

Legal Deposit 2/2009 ISSN 0085-4557 (Print)  
Legal Deposit 2/2009 ISSN 1712-7955 (Online)

Dr. Richard Golden has again resurrected an unpublished Osler manuscript, "The Beginnings of Modern Medicine" first delivered in August 1909 at the Oxford University Summer School. This address formed the basis of the Silliman Lectures delivered at Yale University in 1913 and the posthumous publication in 1921 of *The Evolution of Modern Medicine*. Dr. Golden's annotations breathe new life into a work dear to Osler's heart. *William Osler's The Beginnings of Modern Medicine, A Historiographic Study* may be ordered from the Osler Library.

Thanks to the generosity of the Class of Medicine 1978 who celebrated their 30th anniversary last fall with an anniversary gift to the Osler Library, we are scanning and cataloguing Marjorie Howard Futcher's photo albums. With twice the number of photographs as those found in the William Osler Photo Collection at <http://digital.library.mcgill.ca/osler/index.php> these albums document the social world of Marjorie's circle and to a certain extent of Osler's circle from 1895 to 1907 (OLN 92).



**SUSAN MURRAY**  
*Life Sciences Librarian*

We are delighted to report that Susan Murray has been appointed Head Librarian, Life Sciences Library, since August. From 1992-2009, she developed and managed the Consumer Health Information Service, an Ontario-wide service located at the Toronto Public Library. Previously, she worked with the Canadian Health Network, and at the University of Toronto Science and Medicine and Dentistry libraries. Susan has undertaken leadership roles within the Canadian Health Libraries Association and the Medical Library Association. She was awarded the Margaret Ridley Charlton Award of Outstanding Achievement by the Canadian Health Libraries Association. Susan has published in the field and made many presentations at various conferences. She has a Master's in Library Science, as well as a M.A. in History, specializing in 19<sup>th</sup> century Canadian history.

### Editorial Committee for the Newsletter

Faith Wallis, Editor  
Pamela Miller, History of Medicine Librarian and Assistant Editor  
Lily Szczygiel, Editorial Assistant  
Diane Philip, Graphics

Address: Osler Library of the History of Medicine,  
McGill University, McIntyre Medical Sciences Building,  
3655 Promenade Sir-William-Osler,  
Montréal, Quebec, Canada, H3G 1Y6  
Tel: (514) 398-4475 ext. 09873  
Fax: (514) 398-5747  
E-mail: [osler.library@mcgill.ca](mailto:osler.library@mcgill.ca)  
URL: <http://www.mcgill.ca/library/library-using/branches/osler->