

Psychology Participant Pool





Department of Psychology McGill Psychology Human Participant Pool

Get 1% Extra Credit!!!

What?? How??

Participate in a study



Read an article

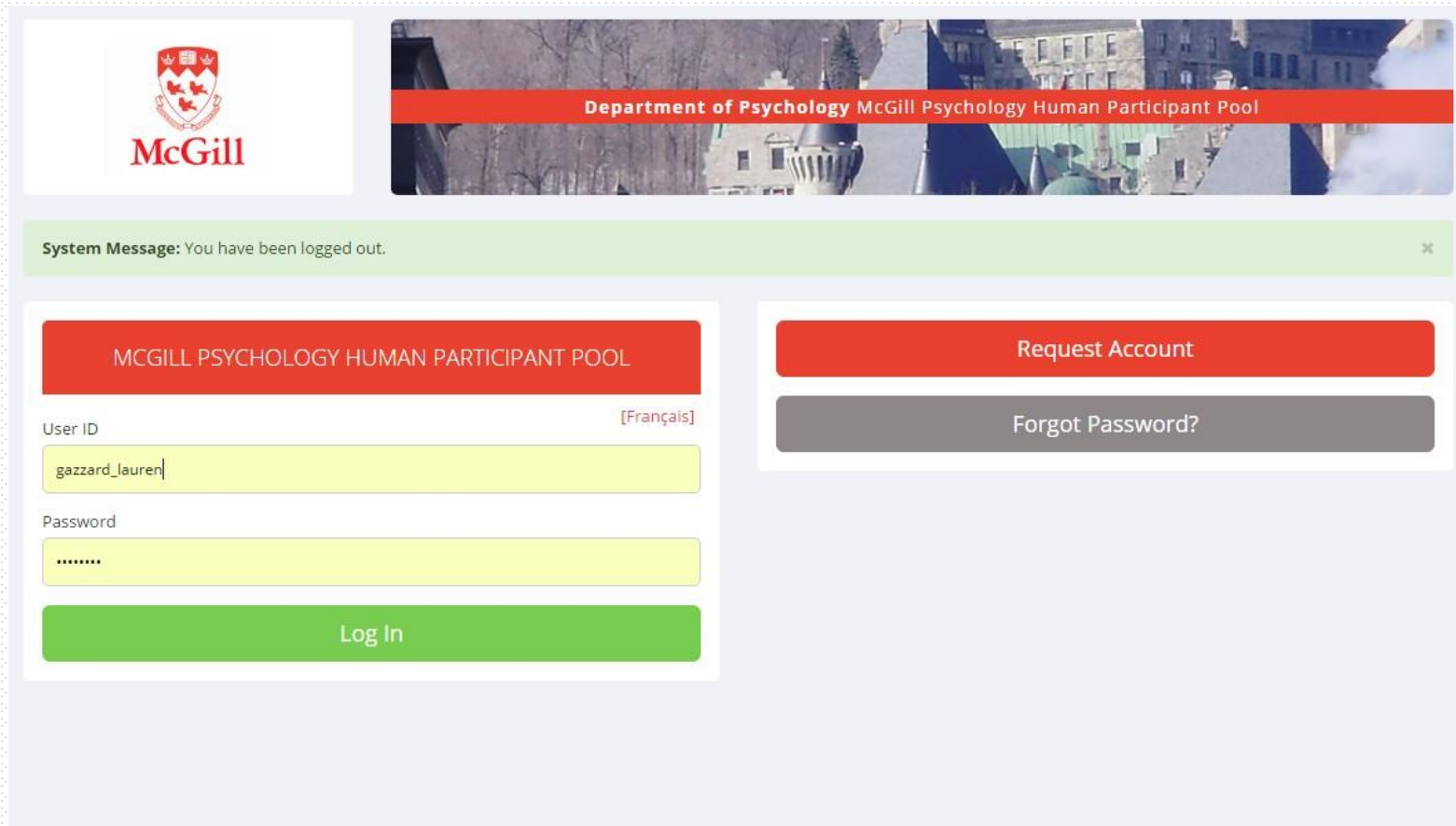
OR




If you choose to participate in a study...



Step 1: Make a SONA account



**McGill**

Department of Psychology McGill Psychology Human Participant Pool

System Message: You have been logged out. ✕

MCGILL PSYCHOLOGY HUMAN PARTICIPANT POOL

User ID [Français]

Password

Log In

Request Account

Forgot Password?

<https://mcgill-participantpool.sona-systems.com>

Step 2: View available studies

The screenshot displays the user interface of the McGill Psychology Human Participant Pool website. At the top left is the McGill logo. The header banner features the text "Department of Psychology McGill Psychology Human Participant Pool". A red navigation bar contains links for "Studies", "My Schedule/Credits", "FAQ", "My Profile", and "Logout". The user's name, "Lauren Gazzard (Participant)", is shown in the top right.

The main content area is divided into two columns. The left column contains a "Study Sign-up" section with a prominent green button labeled "VIEW AVAILABLE STUDIES" which is circled in red. Below this are sections for "My Schedule & Credits" (with options to view appointments, participation, and earned credits), "My Profile" (with options to change password, contact info, and email), and "FAQ" (with a link to find answers).

The right column features a "Credits Overview" section with a circular progress indicator showing "0" and a list of credit statuses: "0 Earned", "0 Pending", and "2 Required". Below this is an "Announcement" section with a message about reading the FAQ for report submission. The bottom right section, "Upcoming Appointments", shows "No Upcoming Appointments".



Step 3: Pick a study (or multiple studies) adding up to 1.5 credit

Currently Viewing: **All Studies**

View studies with available timeslots on :

Thursday, January 3, 2019

GO

Available?	Study Information	Eligibility
	PSYC 100 Alternate Assignment A (1 Credits)	
	Exciting Study (1 Credits)	

Step 4: Participate!



Step 5: Answer one question

- At the end of the study, the experimenter will ask you a question
- E.g., “What do you think the study was about?”
- Answer the question to get credit
- You do NOT need to submit any other reports!



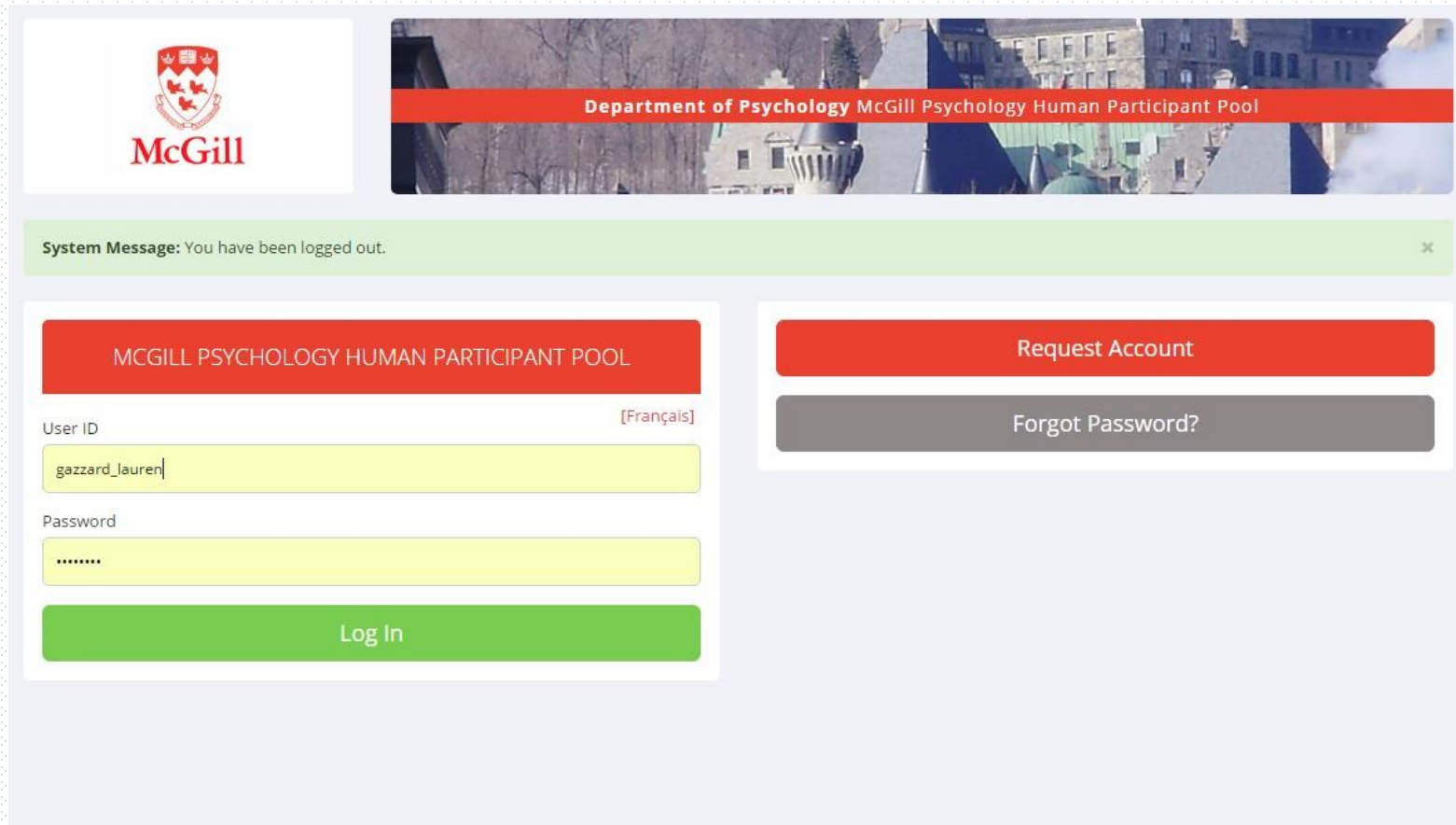
Participate in a study by
Wednesday, December 4th, 2024 at
6PM
and get your credit!



If you choose to do the reading
assignment...



Step 1: Make a SONA account



The screenshot shows the login page for the McGill Psychology Human Participant Pool. At the top left is the McGill logo. A red banner across the top reads "Department of Psychology McGill Psychology Human Participant Pool". Below this is a green system message: "System Message: You have been logged out." with a close button. The main content area is divided into two sections. The left section is titled "MCGILL PSYCHOLOGY HUMAN PARTICIPANT POOL" and contains a login form with fields for "User ID" (containing "gazzard_lauren") and "Password" (masked with dots), and a "Log In" button. A "[Français]" link is also present. The right section contains two buttons: "Request Account" and "Forgot Password?".

<https://mcgill-participantpool.sona-systems.com>

Step 2: View available studies

The screenshot displays the user interface of the McGill Psychology Human Participant Pool website. At the top left is the McGill logo. The header banner reads "Department of Psychology McGill Psychology Human Participant Pool". A red navigation bar contains links for "Studies", "My Schedule/Credits", "FAQ", "My Profile", and "Logout". The user's name, "Lauren Gazzard (Participant)", is shown in the top right. The main content area is divided into two columns. The left column has a "Study Sign-up" section with a prominent green button labeled "VIEW AVAILABLE STUDIES" circled in red. Below this are sections for "My Schedule & Credits" (with options to view appointments, participation, and earned credits), "My Profile" (with options to change password, contact info, and email), and "FAQ" (with a link to find answers). The right column features a "Credits Overview" section with a circular progress indicator showing "0" and a list of credit statuses: "0 Earned", "0 Pending", and "2 Required". Below this is an "Announcement" section with an important note about reporting requirements, and an "Upcoming Appointments" section showing "No Upcoming Appointments".



Step 3: Pick an **alternate assignment** assigned to **your class**

Currently Viewing: **All Studies**

View studies with available timeslots on :

Thursday, January 3, 2019

GO

Available?	Study Information	Eligibility
	PSYC 100 Alternate Assignment A (1 Credits)	
	Exciting Study (1 Credits)	

Step 4: Read the article provided on SONA



Step 5: Submit your report

Alternate Assignment A

Description (optional)

What class is this assignment for? *

Short answer text

1. Give a short description of the paper. (3-4 sentences) *

Long answer text

2. What was good and bad about the way the researchers are trying to answer their research question? (4-6 sentences) *

Long answer text

3. What would you do differently in order to address this research question? (2-3 sentences) *

Long answer text

4. What question would you ask next and how would you go about trying to answer it? Identify potential confounds or alternative explanations of the expected results. (4-6 sentences) *

<https://forms.gle/WzbZEnHHQZRVbCyP8>

Submit your report by
Wednesday, November 20th, 2024 at
6PM
and get your credit!



Double check that your credit has been assigned to the correct class by

December 6th at 6PM

...and you're done!

Study Sign-Up

[VIEW AVAILABLE STUDIES](#)

My Schedule & Credits

- [View or cancel my study appointments](#)
- [View studies I've participated in, and see if credit has been granted](#)
- [View other Credits I've earned](#)



Study Signups

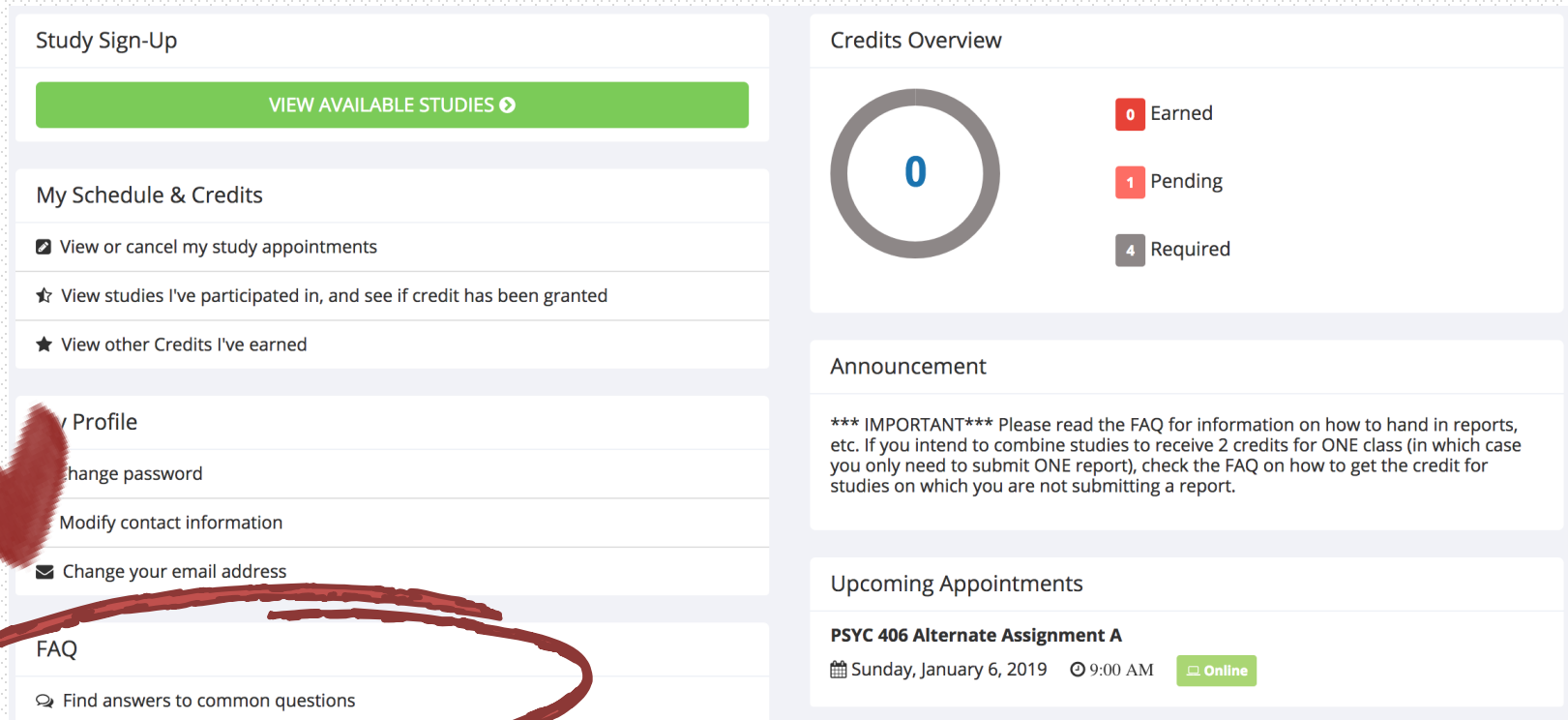
NOTE: Researchers only know you by your identity code, which is **124687**, so please use that when corresponding with them.

Study	Time	Location	Credit Status	Course	Comments	Cancel?
PSYC 406 Alternate Assignment A Study Type: Online Study Credits: 1 Credits	January 6, 2019 9:00 AM	Online	1 Credits granted on January 2, 2019.	PSYC 406: Psychological Tests		



But I still have questions...

- Check the FAQ
- Email extracreditquestions.psychology@mcgill.ca
- Don't email class instructor or TAs



The screenshot shows a student portal dashboard with several sections. A large red arrow points from the top left towards the 'FAQ' link in the bottom left section, which is also circled in red. The 'Credits Overview' section shows a circular progress indicator with the number '0' in the center, and a legend indicating 0 Earned, 1 Pending, and 4 Required credits. The 'Announcement' section contains an important message about reading the FAQ. The 'Upcoming Appointments' section lists 'PSYC 406 Alternate Assignment A' for Sunday, January 6, 2019, at 9:00 AM, with an 'Online' button.

Study Sign-Up

[VIEW AVAILABLE STUDIES](#)

My Schedule & Credits

- View or cancel my study appointments
- ★ View studies I've participated in, and see if credit has been granted
- ★ View other Credits I've earned

Profile

- [Change password](#)
- [Modify contact information](#)
- [Change your email address](#)

FAQ

[Find answers to common questions](#)

Credits Overview

0

- 0 Earned
- 1 Pending
- 4 Required

Announcement

*** IMPORTANT*** Please read the FAQ for information on how to hand in reports, etc. If you intend to combine studies to receive 2 credits for ONE class (in which case you only need to submit ONE report), check the FAQ on how to get the credit for studies on which you are not submitting a report.

Upcoming Appointments

PSYC 406 Alternate Assignment A

[Sunday, January 6, 2019](#) [9:00 AM](#) [Online](#)

Why should I do this??



- Extra credit!
- Research exposure
- Contributing to science
- Helping graduate students graduate

You can email me with questions here
(**but please read the FAQ first!**):
extracreditquestions.psychology@mcgill.ca

FAQ:

https://www.mcgill.ca/psychology/files/psychology/student_faq.pdf

SONA:

<https://mcgill-participantpool.sona-systems.com>

Google Forms (for submitting alt assignments):

<https://forms.gle/WzbZEnHHQZRVbCyP8>